

Real-time Noise Data RTN1 / FEHD Hong Kong Transport Section Whitefield Depot

Normal Day 07:00-19:00	2/8/2011 13:30	68.2	8/8/2011 8:30	65.0	12/8/2011 15:30	66.0	18/8/2011 10:30	68.4	23/8/2011 17:30	66.3
28/7/2011 7:00	65.3		8/8/2011 9:00	66.5	12/8/2011 16:00	66.5	18/8/2011 11:00	67.8	23/8/2011 18:00	65.8
28/7/2011 7:30	66.5		8/8/2011 9:30	66.8	12/8/2011 16:30	66.3	18/8/2011 11:30	66.6	23/8/2011 18:30	64.9
28/7/2011 8:00	66.2		8/8/2011 10:00	70.7	12/8/2011 17:00	67.4	18/8/2011 12:00	65.7	24/8/2011 7:00	65.1
28/7/2011 8:30	67.8		8/8/2011 10:30	67.6	12/8/2011 17:30	67.4	18/8/2011 12:30	65.3	24/8/2011 7:30	65.6
28/7/2011 9:00	65.7		8/8/2011 11:00	68.2	12/8/2011 18:00	64.8	18/8/2011 13:00	66.5	24/8/2011 8:00	67.3
28/7/2011 9:30	66.1		8/8/2011 11:30	66.2	12/8/2011 18:30	63.8	18/8/2011 13:30	67.0	24/8/2011 8:30	69.5
28/7/2011 10:00	66.6		8/8/2011 12:00	65.1	13/8/2011 7:00	64.3	18/8/2011 14:00	67.5	24/8/2011 9:00	69.7
28/7/2011 10:30	67.2		8/8/2011 12:30	65.9	13/8/2011 7:30	65.3	18/8/2011 14:30	67.4	24/8/2011 9:30	67.8
28/7/2011 11:00	67.1		8/8/2011 13:00	67.0	13/8/2011 8:00	67.0	18/8/2011 15:00	68.3	24/8/2011 10:00	68.4
28/7/2011 11:30	65.7		8/8/2011 13:30	71.3	13/8/2011 8:30	68.0	18/8/2011 15:30	67.2	24/8/2011 10:30	67.9
28/7/2011 12:00	66.0		8/8/2011 14:00	67.3	13/8/2011 9:00	71.4	18/8/2011 16:00	69.0	24/8/2011 11:00	67.5
28/7/2011 12:30	65.9		8/8/2011 14:30	66.8	13/8/2011 9:30	68.7	18/8/2011 16:30	67.0	24/8/2011 11:30	66.8
28/7/2011 13:00	67.3		8/8/2011 15:00	66.4	13/8/2011 10:00	70.3	18/8/2011 17:00	67.8	24/8/2011 12:00	65.3
28/7/2011 13:30	67.0		8/8/2011 15:30	65.4	13/8/2011 10:30	68.3	18/8/2011 17:30	66.9	24/8/2011 12:30	64.8
28/7/2011 14:00	66.9		8/8/2011 16:00	66.8	13/8/2011 11:00	68.8	18/8/2011 18:00	65.1	24/8/2011 13:00	65.9
28/7/2011 14:30	66.5		8/8/2011 16:30	66.7	13/8/2011 11:30	65.0	18/8/2011 18:30	64.0	24/8/2011 13:30	68.2
28/7/2011 15:00	67.0		8/8/2011 17:00	69.6	13/8/2011 12:00	65.2	19/8/2011 7:00	64.8	24/8/2011 14:00	70.1
28/7/2011 15:30	67.2		8/8/2011 17:30	68.0	13/8/2011 12:30	65.7	19/8/2011 7:30	66.3	24/8/2011 14:30	67.2
28/7/2011 16:00	67.6		8/8/2011 18:00	65.6	13/8/2011 13:00	67.7	19/8/2011 8:00	65.2	24/8/2011 15:00	70.1
28/7/2011 16:30	67.1		8/8/2011 18:30	65.5	13/8/2011 13:30	67.8	19/8/2011 8:30	66.3	24/8/2011 15:30	67.6
28/7/2011 17:00	66.7		9/8/2011 7:00	64.7	13/8/2011 14:00	66.7	19/8/2011 9:00	66.5	24/8/2011 16:00	67.3
28/7/2011 17:30	67.1		9/8/2011 7:30	65.1	13/8/2011 14:30	67.3	19/8/2011 9:30	65.7	24/8/2011 16:30	68.4
28/7/2011 18:00	65.8		9/8/2011 8:00	69.4	13/8/2011 15:00	66.8	19/8/2011 10:00	69.8	24/8/2011 17:00	68.6
28/7/2011 18:30	63.9		9/8/2011 8:30	62.2	13/8/2011 15:30	68.2	19/8/2011 10:30	67.1	24/8/2011 17:30	68.7
29/7/2011 7:00	64.0		9/8/2011 9:00	68.7	13/8/2011 16:00	66.9	19/8/2011 11:00	68.2	24/8/2011 18:00	68.8
29/7/2011 7:30	65.3		9/8/2011 9:30	71.5	13/8/2011 16:30	68.1	19/8/2011 11:30	68.6	24/8/2011 18:30	65.8
29/7/2011 8:00	66.9		9/8/2011 10:00	70.4	13/8/2011 17:00	67.8	19/8/2011 12:00	65.9	25/8/2011 7:00	65.1
29/7/2011 8:30	67.1		9/8/2011 10:30	70.9	13/8/2011 17:30	65.4	19/8/2011 12:30	65.3	25/8/2011 7:30	65.9
29/7/2011 9:00	66.7		9/8/2011 11:00	70.4	13/8/2011 18:00	65.2	19/8/2011 13:00	67.5	25/8/2011 8:00	66.5
29/7/2011 9:30	68.0		9/8/2011 11:30	66.8	13/8/2011 18:30	63.9	19/8/2011 13:30	69.6	25/8/2011 8:30	65.5
29/7/2011 10:00	64.9		9/8/2011 12:00	65.3	15/8/2011 7:00	65.0	19/8/2011 14:00	69.5	25/8/2011 9:00	65.6
29/7/2011 10:30	64.3		9/8/2011 12:30	64.7	15/8/2011 7:30	66.1	19/8/2011 14:30	69.0	25/8/2011 9:30	67.9
29/7/2011 11:00	64.4		9/8/2011 13:00	66.3	15/8/2011 8:00	66.2	19/8/2011 15:00	68.1	25/8/2011 10:00	69.2
29/7/2011 11:30	64.4		9/8/2011 13:30	67.5	15/8/2011 8:30	65.5	19/8/2011 15:30	67.3	25/8/2011 10:30	68.8
29/7/2011 12:00	63.4		9/8/2011 14:00	67.1	15/8/2011 9:00	66.7	19/8/2011 16:00	68.3	25/8/2011 11:00	68.6
29/7/2011 12:30	63.3		9/8/2011 14:30	66.1	15/8/2011 9:30	67.1	19/8/2011 16:30	71.0	25/8/2011 11:30	66.8
29/7/2011 13:00	62.8		9/8/2011 15:00	66.8	15/8/2011 10:00	67.4	19/8/2011 17:00	68.7	25/8/2011 12:00	64.8
29/7/2011 13:30	63.4		9/8/2011 15:30	65.6	15/8/2011 10:30	67.2	19/8/2011 17:30	65.6	25/8/2011 12:30	67.0
29/7/2011 14:00	62.9		9/8/2011 16:00	67.5	15/8/2011 11:00	68.7	19/8/2011 18:00	65.3	25/8/2011 13:00	70.7
29/7/2011 14:30	62.7		9/8/2011 16:30	68.1	15/8/2011 11:30	68.1	19/8/2011 18:30	64.4	25/8/2011 13:30	66.5
29/7/2011 15:00	63.8		9/8/2011 17:00	66.6	15/8/2011 12:00	64.9	20/8/2011 7:00	64.0	25/8/2011 14:00	69.2
29/7/2011 15:30	64.2		9/8/2011 17:30	66.6	15/8/2011 12:30	65.2	20/8/2011 7:30	65.6	25/8/2011 14:30	68.7
29/7/2011 16:00	64.0		9/8/2011 18:00	66.3	15/8/2011 13:00	67.0	20/8/2011 8:00	66.7	25/8/2011 15:00	69.0
29/7/2011 16:30	64.7		9/8/2011 18:30	65.2	15/8/2011 13:30	69.9	20/8/2011 8:30	69.1	25/8/2011 15:30	72.1
29/7/2011 17:00	64.9		10/8/2011 7:00	64.9	15/8/2011 14:00	69.1	20/8/2011 9:00	69.0	25/8/2011 16:00	69.1
29/7/2011 17:30	64.8		10/8/2011 7:30	67.7	15/8/2011 14:30	68.3	20/8/2011 9:30	69.2	25/8/2011 16:30	71.1
29/7/2011 18:00	64.6		10/8/2011 8:00	65.1	15/8/2011 15:00	69.0	20/8/2011 10:00	67.5	25/8/2011 17:00	68.4
29/7/2011 18:30	65.1		10/8/2011 8:30	65.4	15/8/2011 15:30	66.7	20/8/2011 10:30	68.0	25/8/2011 17:30	67.9
30/7/2011 7:00	65.3		10/8/2011 9:00	66.0	15/8/2011 16:00	66.6	20/8/2011 11:00	67.9	25/8/2011 18:00	66.9
30/7/2011 7:30	66.4		10/8/2011 9:30	66.6	15/8/2011 16:30	68.2	20/8/2011 11:30	67.9	25/8/2011 18:30	65.7
30/7/2011 8:00	68.0		10/8/2011 10:00	66.9	15/8/2011 17:00	68.0	20/8/2011 12:00	65.4	26/8/2011 7:00	65.4
30/7/2011 8:30	68.7		10/8/2011 10:30	67.2	15/8/2011 17:30	68.2	20/8/2011 12:30	65.2	26/8/2011 7:30	65.8
30/7/2011 9:00	70.1		10/8/2011 11:00	66.4	15/8/2011 18:00	65.3	20/8/2011 13:00	66.3	26/8/2011 8:00	66.3
30/7/2011 9:30	69.4		10/8/2011 11:30	65.3	15/8/2011 18:30	65.0	20/8/2011 13:30	68.0	26/8/2011 8:30	66.1
30/7/2011 10:00	68.5		10/8/2011 12:00	65.7	16/8/2011 7:00	67.2	20/8/2011 14:00	68.4	26/8/2011 9:00	68.0
30/7/2011 10:30	69.3		10/8/2011 12:30	67.3	16/8/2011 7:30	67.6	20/8/2011 14:30	68.3	26/8/2011 9:30	69.7
30/7/2011 11:00	69.0		10/8/2011 13:00	68.9	16/8/2011 8:00	66.1	20/8/2011 15:00	68.2	26/8/2011 10:00	68.8
30/7/2011 11:30	68.8		10/8/2011 13:30	69.2	16/8/2011 8:30	65.5	20/8/2011 15:30	67.3	26/8/2011 10:30	68.5
30/7/2011 12:00	65.3		10/8/2011 14:00	68.7	16/8/2011 9:00	67.6	20/8/2011 16:00	69.6	26/8/2011 11:00	67.8
30/7/2011 12:30	67.1		10/8/2011 14:30	69.5	16/8/2011 9:30	70.2	20/8/2011 16:30	68.6	26/8/2011 11:30	69.2
30/7/2011 13:00	68.3		10/8/2011 15:00	67.2	16/8/2011 10:00	68.8	20/8/2011 17:00	67.7	26/8/2011 12:00	65.7
30/7/2011 13:30	69.1		10/8/2011 15:30	67.1	16/8/2011 10:30	62.7	20/8/2011 17:30	65.3	26/8/2011 12:30	64.2
30/7/2011 14:00	67.6		10/8/2011 16:00	67.0	16/8/2011 11:00	70.4	20/8/2011 18:00	65.2	26/8/2011 13:00	66.3
30/7/2011 14:30	67.3		10/8/2011 16:30	66.3	16/8/2011 11:30	67.5	20/8/2011 18:30	64.3	26/8/2011 13:30	71.0
30/7/2011 15:00	71.1		10/8/2011 17:00	66.5	16/8/2011 12:00	68.7	22/8/2011 7:00	65.0	26/8/2011 14:00	69.2
30/7/2011 15:30	67.7		10/8/2011 17:30	66.4	16/8/2011 12:30	68.6	22/8/2011 7:30	65.7	26/8/2011 14:30	68.2
30/7/2011 16:00	67.3		10/8/2011 18:00	66.1	16/8/2011 13:00	67.7	22/8/2011 8:00	64.6	26/8/2011 15:00	68.5
30/7/2011 16:30	69.5		10/8/2011 18:30	63.8	16/8/2011 13:30	68.7	22/8/2011 8:30	65.2	26/8/2011 15:30	67.0
30/7/2011 17:00	67.1		11/8/2011 7:00	65.3	16/8/2011 14:00	67.1	22/8/2011 9:00	65.3	26/8/2011 16:00	67.4
30/7/2011 17:30	65.3		11/8/2011 7:30	67.0	16/8/2011 14:30	68.0	22/8/2011 9:30	67.7	26/8/2011 16:30	70.9
30/7/2011 18:00	64.3		11/8/2011 8:00	66.3	16/8/2011 15:00	65.3	22/8/2011 10:00	67.6	26/8/2011 17:00	67.2
30/7/2011 18:30	64.0		11/8/2011 8:30	67.1	16/8/2011 15:30	65.3	22/8/2011 10:30	66.7	26/8/2011 17:30	66.2
1/8/2011 7:00	65.0		11/8/2011 9:00	66.0	16/8/2011 16:00	66.7	22/8/2011 11:00	66.7	26/8/2011 18:00	65.0
1/8/2011 7:30	66.4		11/8/2011 9:30	67.9	16/8/2011 16:30	66.3	22/8/2011 11:30	66.0	26/8/2011 18:30	64.8
1/8/2011 8:00	67.7		11/8/2011 10:00	69.1	16/8/2011 17:00	65.0	22/8/2011 12:00	64.8	27/8/2011 7:00	64.5
1/8/2011 8:30	68.7		11/8/2011 10:30	70.3	16/8/2011 17:30	64.7	22/8/2011 12:30	65.2	27/8/2011 7:30	65.3
1/8/2011 9:00	69.7		11/8/2011 11:00	68.1	16/8/2011 18:00	64.8	22/8/2011 13:00	67.0	27/8/2011 8:00	66.4
1/8/2011 9:30	70.9		11/8/2011 11:30	68.9	16/8/2011 18:30	64.1	22/8/2011 13:30	67.2	27/8/2011 8:30	67.3
1/8/2011 10:00	68.6		11/8/2011 12:00	65.0	17/8/2011 7:00	65.2	22/8/2011 14:00	66.6	27/8/2011 9:00	67.3
1/8/2011 10:30	69.9		11/8/2011 12:30	65.4	17/8/2011 7:30	66.4	22/			

Real-time Noise Data RTN1 / FEHD Hong Kong Transport Section Whitefield Depot

28/7/2011 19:40	62.5	30/7/2011 20:50	63.6	31/7/2011 14:00	62.8	1/8/2011 19:10	64.6	3/8/2011 20:20	64.4	5/8/2011 21:30	63.4
28/7/2011 19:45	62.0	30/7/2011 20:55	63.9	31/7/2011 14:05	62.2	1/8/2011 19:15	64.6	3/8/2011 20:25	63.9	5/8/2011 21:35	64.6
28/7/2011 19:50	62.4	30/7/2011 21:00	64.3	31/7/2011 14:10	62.7	1/8/2011 19:20	64.8	3/8/2011 20:30	63.8	5/8/2011 21:40	63.8
28/7/2011 19:55	62.1	30/7/2011 21:05	63.9	31/7/2011 14:15	63.1	1/8/2011 19:25	64.5	3/8/2011 20:35	64.5	5/8/2011 21:45	63.5
28/7/2011 20:00	61.9	30/7/2011 21:10	63.7	31/7/2011 14:20	63.3	1/8/2011 19:30	64.6	3/8/2011 20:40	63.7	5/8/2011 21:50	64.2
28/7/2011 20:05	62.4	30/7/2011 21:15	63.6	31/7/2011 14:25	62.6	1/8/2011 19:35	64.3	3/8/2011 20:45	64.1	5/8/2011 21:55	64.2
28/7/2011 20:10	62.1	30/7/2011 21:20	63.6	31/7/2011 14:30	63.4	1/8/2011 19:40	64.8	3/8/2011 20:50	63.4	5/8/2011 22:00	64.4
28/7/2011 20:15	61.7	30/7/2011 21:25	64.0	31/7/2011 14:35	62.5	1/8/2011 19:45	63.9	3/8/2011 20:55	63.6	5/8/2011 22:05	63.5
28/7/2011 20:20	62.1	30/7/2011 21:30	63.9	31/7/2011 14:40	62.6	1/8/2011 19:50	64.6	3/8/2011 21:00	63.5	5/8/2011 22:10	63.5
28/7/2011 20:25	61.8	30/7/2011 21:35	64.5	31/7/2011 14:45	63.0	1/8/2011 19:55	64.1	3/8/2011 21:05	63.6	5/8/2011 22:15	63.9
28/7/2011 20:30	62.6	30/7/2011 21:40	63.8	31/7/2011 14:50	63.3	1/8/2011 20:00	65.5	3/8/2011 21:10	63.8	5/8/2011 22:20	63.5
28/7/2011 20:35	62.8	30/7/2011 21:45	63.6	31/7/2011 14:55	62.6	1/8/2011 20:05	64.3	3/8/2011 21:15	63.9	5/8/2011 22:25	63.7
28/7/2011 20:40	61.7	30/7/2011 21:50	63.4	31/7/2011 15:00	62.3	1/8/2011 20:10	64.3	3/8/2011 21:20	63.7	5/8/2011 22:30	64.1
28/7/2011 20:45	62.1	30/7/2011 21:55	64.6	31/7/2011 15:05	63.7	1/8/2011 20:15	64.3	3/8/2011 21:25	64.0	5/8/2011 22:35	64.0
28/7/2011 20:50	61.8	30/7/2011 22:00	64.1	31/7/2011 15:10	62.6	1/8/2011 20:20	64.2	3/8/2011 21:30	62.9	5/8/2011 22:40	63.7
28/7/2011 20:55	61.4	30/7/2011 22:05	63.6	31/7/2011 15:15	63.5	1/8/2011 20:25	63.9	3/8/2011 21:35	63.4	5/8/2011 22:45	64.0
28/7/2011 21:00	62.4	30/7/2011 22:10	63.9	31/7/2011 15:20	64.3	1/8/2011 20:30	64.3	3/8/2011 21:40	63.3	5/8/2011 22:50	63.9
28/7/2011 21:05	62.4	30/7/2011 22:15	64.0	31/7/2011 15:25	64.8	1/8/2011 20:35	64.1	3/8/2011 21:45	63.7	5/8/2011 22:55	63.5
28/7/2011 21:10	61.6	30/7/2011 22:20	63.7	31/7/2011 15:30	63.5	1/8/2011 20:40	63.5	3/8/2011 21:50	63.7	6/8/2011 19:00	63.7
28/7/2011 21:15	61.3	30/7/2011 22:25	63.9	31/7/2011 15:35	64.5	1/8/2011 20:45	64.0	3/8/2011 21:55	63.4	6/8/2011 19:05	63.9
28/7/2011 21:20	61.3	30/7/2011 22:30	63.2	31/7/2011 15:40	64.5	1/8/2011 20:50	63.8	3/8/2011 22:00	63.9	6/8/2011 19:10	64.5
28/7/2011 21:25	61.5	30/7/2011 22:35	63.7	31/7/2011 15:45	63.8	1/8/2011 20:55	63.8	3/8/2011 22:05	63.6	6/8/2011 19:15	64.5
28/7/2011 21:30	62.0	30/7/2011 22:40	63.9	31/7/2011 15:50	64.6	1/8/2011 21:00	64.2	3/8/2011 22:10	63.7	6/8/2011 19:20	63.8
28/7/2011 21:35	62.0	30/7/2011 22:45	63.8	31/7/2011 15:55	63.8	1/8/2011 21:05	63.6	3/8/2011 22:15	63.4	6/8/2011 19:25	64.1
28/7/2011 21:40	61.8	30/7/2011 22:50	64.1	31/7/2011 16:00	63.8	1/8/2011 21:10	63.7	3/8/2011 22:20	63.3	6/8/2011 19:30	63.7
28/7/2011 21:45	61.7	30/7/2011 22:55	63.2	31/7/2011 16:05	63.0	1/8/2011 21:15	64.2	3/8/2011 22:25	63.3	6/8/2011 19:35	63.8
28/7/2011 21:50	61.8	31/7/2011 7:00	66.2	31/7/2011 16:10	62.6	1/8/2011 21:20	63.5	3/8/2011 22:30	63.5	6/8/2011 19:40	63.8
28/7/2011 21:55	62.4	31/7/2011 7:05	62.5	31/7/2011 16:15	64.0	1/8/2011 21:25	65.6	3/8/2011 22:35	63.5	6/8/2011 19:45	63.9
28/7/2011 22:00	61.5	31/7/2011 7:10	63.2	31/7/2011 16:20	65.3	1/8/2011 21:30	63.7	3/8/2011 22:40	63.7	6/8/2011 19:50	63.4
28/7/2011 22:05	60.6	31/7/2011 7:15	62.6	31/7/2011 16:25	64.3	1/8/2011 21:35	63.7	3/8/2011 22:45	63.7	6/8/2011 19:55	64.4
28/7/2011 22:10	61.7	31/7/2011 7:20	63.0	31/7/2011 16:30	64.4	1/8/2011 21:40	63.8	3/8/2011 22:50	63.3	6/8/2011 20:00	64.1
28/7/2011 22:15	62.6	31/7/2011 7:25	63.0	31/7/2011 16:35	64.1	1/8/2011 21:45	63.9	3/8/2011 22:55	63.4	6/8/2011 20:05	64.0
28/7/2011 22:20	61.9	31/7/2011 7:30	63.3	31/7/2011 16:40	64.4	1/8/2011 21:50	64.0	4/8/2011 19:00	64.4	6/8/2011 20:10	64.4
28/7/2011 22:25	61.7	31/7/2011 7:35	63.2	31/7/2011 16:45	64.7	1/8/2011 21:55	64.4	4/8/2011 19:05	63.8	6/8/2011 20:15	63.7
28/7/2011 22:30	61.7	31/7/2011 7:40	63.9	31/7/2011 16:50	64.7	1/8/2011 22:00	63.6	4/8/2011 19:10	63.2	6/8/2011 20:20	64.2
28/7/2011 22:35	61.7	31/7/2011 7:45	63.5	31/7/2011 16:55	65.2	1/8/2011 22:05	63.6	4/8/2011 19:15	63.8	6/8/2011 20:25	63.7
28/7/2011 22:40	61.3	31/7/2011 7:50	64.0	31/7/2011 17:00	65.1	1/8/2011 22:10	64.5	4/8/2011 19:20	64.2	6/8/2011 20:30	64.0
28/7/2011 22:45	62.1	31/7/2011 7:55	64.1	31/7/2011 17:05	64.9	1/8/2011 22:15	64.3	4/8/2011 19:25	63.7	6/8/2011 20:35	63.5
28/7/2011 22:50	62.1	31/7/2011 8:00	65.1	31/7/2011 17:10	65.3	1/8/2011 22:20	63.9	4/8/2011 19:30	64.6	6/8/2011 20:40	63.4
28/7/2011 22:55	61.7	31/7/2011 8:05	63.7	31/7/2011 17:15	64.4	1/8/2011 22:25	63.5	4/8/2011 19:35	63.9	6/8/2011 20:45	63.5
29/7/2011 19:00	65.5	31/7/2011 8:10	63.8	31/7/2011 17:20	64.7	1/8/2011 22:30	63.5	4/8/2011 19:40	64.7	6/8/2011 20:50	63.5
29/7/2011 19:05	64.7	31/7/2011 8:15	63.5	31/7/2011 17:25	65.3	1/8/2011 22:35	64.1	4/8/2011 19:45	64.1	6/8/2011 20:55	63.4
29/7/2011 19:10	64.7	31/7/2011 8:20	64.2	31/7/2011 17:30	64.7	1/8/2011 22:40	64.9	4/8/2011 19:50	64.5	6/8/2011 21:00	63.7
29/7/2011 19:15	64.2	31/7/2011 8:25	65.0	31/7/2011 17:35	65.3	1/8/2011 22:45	63.3	4/8/2011 19:55	64.7	6/8/2011 21:05	63.3
29/7/2011 19:20	64.4	31/7/2011 8:30	63.5	31/7/2011 17:40	64.5	1/8/2011 22:50	63.9	4/8/2011 20:00	64.2	6/8/2011 21:10	63.3
29/7/2011 19:25	64.0	31/7/2011 8:35	65.5	31/7/2011 17:45	65.1	1/8/2011 22:55	63.5	4/8/2011 20:05	64.2	6/8/2011 21:15	63.0
29/7/2011 19:30	64.3	31/7/2011 8:40	64.4	31/7/2011 17:50	64.6	2/8/2011 19:00	65.1	4/8/2011 20:10	64.3	6/8/2011 21:20	64.1
29/7/2011 19:35	64.9	31/7/2011 8:45	64.2	31/7/2011 17:55	64.6	2/8/2011 19:05	64.1	4/8/2011 20:15	64.5	6/8/2011 21:25	63.5
29/7/2011 19:40	64.7	31/7/2011 8:50	63.6	31/7/2011 18:00	64.8	2/8/2011 19:10	64.5	4/8/2011 20:20	64.2	6/8/2011 21:30	63.1
29/7/2011 19:45	64.3	31/7/2011 8:55	64.6	31/7/2011 18:05	64.7	2/8/2011 19:15	63.0	4/8/2011 20:25	64.3	6/8/2011 21:35	62.9
29/7/2011 19:50	64.5	31/7/2011 9:00	64.2	31/7/2011 18:10	64.8	2/8/2011 19:20	62.9	4/8/2011 20:30	63.8	6/8/2011 21:40	64.0
29/7/2011 19:55	63.9	31/7/2011 9:05	64.0	31/7/2011 18:15	65.0	2/8/2011 19:25	62.7	4/8/2011 20:35	64.3	6/8/2011 21:45	63.5
29/7/2011 20:00	64.8	31/7/2011 9:10	65.4	31/7/2011 18:20	64.6	2/8/2011 19:30	62.8	4/8/2011 20:40	64.5	6/8/2011 21:50	63.2
29/7/2011 20:05	63.7	31/7/2011 9:15	64.7	31/7/2011 18:25	64.4	2/8/2011 19:35	62.6	4/8/2011 20:45	63.9	6/8/2011 21:55	63.6
29/7/2011 20:10	64.6	31/7/2011 9:20	64.9	31/7/2011 18:30	64.4	2/8/2011 19:40	62.8	4/8/2011 20:50	63.5	6/8/2011 22:00	63.5
29/7/2011 20:15	64.2	31/7/2011 9:25	64.5	31/7/2011 18:35	65.0	2/8/2011 19:45	62.8	4/8/2011 20:55	63.7	6/8/2011 22:05	63.3
29/7/2011 20:20	63.4	31/7/2011 9:30	64.1	31/7/2011 18:40	65.3	2/8/2011 19:50	63.0	4/8/2011 21:00	63.6	6/8/2011 22:10	64.0
29/7/2011 20:25	62.5	31/7/2011 9:35	64.9	31/7/2011 18:45	65.2	2/8/2011 19:55	63.2	4/8/2011 21:05	63.4	6/8/2011 22:15	63.1
29/7/2011 20:30	64.0	31/7/2011 9:40	64.6	31/7/2011 18:50	65.1	2/8/2011 20:00	62.5	4/8/2011 21:10	63.8	6/8/2011 22:20	63.9
29/7/2011 20:35	63.8	31/7/2011 9:45	65.5	31/7/2011 18:55	64.8	2/8/2011 20:05	63.1	4/8/2011 21:15	63.9	6/8/2011 22:25	63.7
29/7/2011 20:40	63.3	31/7/2011 9:50	64.9	31/7/2011 19:00	64.9	2/8/2011 20:10	62.2	4/8/2011 21:20	63.9	6/8/2011 22:30	63.7
29/7/2011 20:45	63.9	31/7/2011 9:55	65.1	31/7/2011 19:05	65.5	2/8/2011 20:15	63.2	4/8/2011 21:25	63.6	6/8/2011 22:35	63.5
29/7/2011 20:50	63.1	31/7/2011 10:00	65.7	31/7/2011 19:10	64.7	2/8/2011 20:20	64.4	4/8/2011 21:30	63.4	6/8/2011 22:40	63.5
29/7/2011 20:55	64.0	31/7/2011 10:05	65.1	31/7/2011 19:15	64.7	2/8/2011 20:25	64.5	4/8/2011 21:35	64.6	6/8/2011 22:45	63.3
29/7/2011 21:00	64.5	31/7/2011 10:10	64.9	31/7/2011 19:20	64.2	2/8/2011 20:30	64.0	4/8/2011 21:40	64.7	6/8/2011 22:50	63.4
29/7/2011 21:05	64.1	31/7/2011 10:15	64.6	31/7/2011 19:25	64.4	2/8/2011 20:35	64.1	4/8/2011 21:45	63.9	6/8/2011 22:55	63.5
29/7/2011 21:10	64.1	31/7/2011 10:20	65.5	31/7/2011 19:30	64.0	2/8/2011 20:40	65.1	4/8/2011 21:50	63.6	7/8/2011 7:00	62.1
29/7/2011 21:15	64.6	31/7/2011 10:25	64.5	31/7/2011 19:35	64.3	2/8/2011 20:45	63.8	4/8/2011 21:55	64.0	7/8/2011 7:05	63.3
29/7/2011 21:20	64.1	31/7/2011 10:30	64.6	31/7/2011 19:40	64.9	2/8/2011 20:50	63.9	4/8/2011 22:00	64.1	7/8/2011 7:10	62.5
29/7/2011 21:25	63.7	31/7/2011 10:35	64.3	31/7/2011 19:45	64.7	2/8/2011 20:55	64.2	4/8/2011 22:05	64.0	7/8/2011 7:15	64.1
29/7/2011											

Real-time Noise Data RTN1 / FEHD Hong Kong Transport Section Whitefield Depot

7/8/2011 10:40	64.5	7/8/2011 19:50	63.2	9/8/2011 21:00	64.3	11/8/2011 22:10	64.4	14/8/2011 7:20	62.2	14/8/2011 16:30	63.7
7/8/2011 10:45	64.3	7/8/2011 19:55	64.4	9/8/2011 21:05	63.8	11/8/2011 22:15	64.2	14/8/2011 7:25	62.9	14/8/2011 16:35	64.3
7/8/2011 10:50	63.5	7/8/2011 20:00	63.6	9/8/2011 21:10	64.2	11/8/2011 22:20	64.3	14/8/2011 7:30	62.4	14/8/2011 16:40	64.1
7/8/2011 10:55	64.0	7/8/2011 20:05	63.5	9/8/2011 21:15	64.1	11/8/2011 22:25	64.5	14/8/2011 7:35	63.5	14/8/2011 16:45	63.9
7/8/2011 11:00	63.0	7/8/2011 20:10	64.1	9/8/2011 21:20	64.3	11/8/2011 22:30	64.4	14/8/2011 7:40	62.9	14/8/2011 16:50	64.1
7/8/2011 11:05	63.4	7/8/2011 20:15	64.2	9/8/2011 21:25	64.7	11/8/2011 22:35	64.9	14/8/2011 7:45	63.6	14/8/2011 16:55	64.4
7/8/2011 11:10	63.8	7/8/2011 20:20	63.6	9/8/2011 21:30	64.4	11/8/2011 22:40	64.0	14/8/2011 7:50	63.6	14/8/2011 17:00	64.3
7/8/2011 11:15	63.2	7/8/2011 20:25	63.4	9/8/2011 21:35	64.3	11/8/2011 22:45	65.7	14/8/2011 7:55	63.7	14/8/2011 17:05	64.0
7/8/2011 11:20	63.4	7/8/2011 20:30	63.5	9/8/2011 21:40	65.2	11/8/2011 22:50	64.6	14/8/2011 8:00	63.0	14/8/2011 17:10	63.8
7/8/2011 11:25	65.5	7/8/2011 20:35	63.8	9/8/2011 21:45	63.8	11/8/2011 22:55	64.2	14/8/2011 8:05	63.7	14/8/2011 17:15	64.0
7/8/2011 11:30	64.8	7/8/2011 20:40	63.7	9/8/2011 21:50	63.6	12/8/2011 19:00	63.5	14/8/2011 8:10	64.3	14/8/2011 17:20	63.8
7/8/2011 11:35	65.0	7/8/2011 20:45	63.3	9/8/2011 21:55	66.6	12/8/2011 19:05	63.6	14/8/2011 8:15	62.4	14/8/2011 17:25	64.2
7/8/2011 11:40	64.4	7/8/2011 20:50	63.0	9/8/2011 22:00	67.3	12/8/2011 19:10	63.4	14/8/2011 8:20	62.5	14/8/2011 17:30	64.0
7/8/2011 11:45	64.1	7/8/2011 20:55	63.3	9/8/2011 22:05	64.9	12/8/2011 19:15	63.3	14/8/2011 8:25	63.7	14/8/2011 17:35	63.6
7/8/2011 11:50	63.8	7/8/2011 21:00	63.3	9/8/2011 22:10	64.4	12/8/2011 19:20	63.6	14/8/2011 8:30	62.8	14/8/2011 17:40	64.1
7/8/2011 11:55	64.0	7/8/2011 21:05	63.1	9/8/2011 22:15	64.7	12/8/2011 19:25	63.4	14/8/2011 8:35	63.7	14/8/2011 17:45	63.7
7/8/2011 12:00	63.8	7/8/2011 21:10	63.5	9/8/2011 22:20	64.7	12/8/2011 19:30	63.4	14/8/2011 8:40	63.9	14/8/2011 17:50	63.9
7/8/2011 12:05	63.9	7/8/2011 21:15	63.5	9/8/2011 22:25	64.2	12/8/2011 19:35	63.7	14/8/2011 8:45	64.0	14/8/2011 17:55	63.9
7/8/2011 12:10	63.5	7/8/2011 21:20	63.2	9/8/2011 22:30	64.2	12/8/2011 19:40	63.9	14/8/2011 8:50	64.1	14/8/2011 18:00	63.5
7/8/2011 12:15	63.5	7/8/2011 21:25	64.2	9/8/2011 22:35	64.2	12/8/2011 19:45	63.7	14/8/2011 8:55	63.4	14/8/2011 18:05	64.3
7/8/2011 12:20	63.8	7/8/2011 21:30	63.3	9/8/2011 22:40	63.8	12/8/2011 19:50	64.0	14/8/2011 9:00	64.0	14/8/2011 18:10	63.6
7/8/2011 12:25	63.6	7/8/2011 21:35	62.6	9/8/2011 22:45	65.8	12/8/2011 19:55	63.8	14/8/2011 9:05	63.9	14/8/2011 18:15	63.8
7/8/2011 12:30	63.9	7/8/2011 21:40	63.0	9/8/2011 22:50	65.0	12/8/2011 20:00	64.2	14/8/2011 9:10	64.0	14/8/2011 18:20	63.9
7/8/2011 12:35	64.0	7/8/2011 21:45	63.4	9/8/2011 22:55	64.7	12/8/2011 20:05	63.8	14/8/2011 9:15	64.5	14/8/2011 18:25	64.1
7/8/2011 12:40	63.1	7/8/2011 21:50	63.4	10/8/2011 19:00	62.3	12/8/2011 20:10	64.2	14/8/2011 9:20	64.7	14/8/2011 18:30	63.4
7/8/2011 12:45	63.6	7/8/2011 21:55	62.7	10/8/2011 19:05	62.4	12/8/2011 20:15	64.0	14/8/2011 9:25	64.4	14/8/2011 18:35	63.7
7/8/2011 12:50	64.3	7/8/2011 22:00	63.5	10/8/2011 19:10	62.1	12/8/2011 20:20	63.8	14/8/2011 9:30	63.9	14/8/2011 18:40	64.1
7/8/2011 12:55	64.5	7/8/2011 22:05	63.5	10/8/2011 19:15	62.7	12/8/2011 20:25	64.6	14/8/2011 9:35	64.4	14/8/2011 18:45	64.5
7/8/2011 13:00	63.7	7/8/2011 22:10	63.3	10/8/2011 19:20	62.2	12/8/2011 20:30	64.1	14/8/2011 9:40	64.7	14/8/2011 18:50	63.6
7/8/2011 13:05	64.4	7/8/2011 22:15	63.4	10/8/2011 19:25	62.6	12/8/2011 20:35	64.1	14/8/2011 9:45	64.4	14/8/2011 18:55	63.9
7/8/2011 13:10	64.2	7/8/2011 22:20	63.9	10/8/2011 19:30	63.8	12/8/2011 20:40	64.4	14/8/2011 9:50	64.4	14/8/2011 19:00	63.7
7/8/2011 13:15	64.2	7/8/2011 22:25	63.3	10/8/2011 19:35	64.3	12/8/2011 20:45	64.6	14/8/2011 9:55	64.6	14/8/2011 19:05	63.6
7/8/2011 13:20	65.3	7/8/2011 22:30	63.8	10/8/2011 19:40	63.7	12/8/2011 20:50	63.8	14/8/2011 10:00	65.1	14/8/2011 19:10	63.5
7/8/2011 13:25	63.9	7/8/2011 22:35	63.7	10/8/2011 19:45	64.2	12/8/2011 20:55	64.6	14/8/2011 10:05	64.4	14/8/2011 19:15	63.3
7/8/2011 13:30	64.1	7/8/2011 22:40	63.9	10/8/2011 19:50	64.7	12/8/2011 21:00	64.4	14/8/2011 10:10	64.3	14/8/2011 19:20	63.6
7/8/2011 13:35	64.0	7/8/2011 22:45	63.5	10/8/2011 19:55	65.0	12/8/2011 21:05	64.3	14/8/2011 10:15	64.7	14/8/2011 19:25	63.2
7/8/2011 13:40	63.7	7/8/2011 22:50	63.1	10/8/2011 20:00	64.4	12/8/2011 21:10	64.0	14/8/2011 10:20	64.4	14/8/2011 19:30	63.5
7/8/2011 13:45	64.0	7/8/2011 22:55	63.3	10/8/2011 20:05	64.5	12/8/2011 21:15	64.3	14/8/2011 10:25	65.1	14/8/2011 19:35	63.8
7/8/2011 13:50	64.1	8/8/2011 19:00	65.1	10/8/2011 20:10	64.7	12/8/2011 21:20	63.9	14/8/2011 10:30	64.9	14/8/2011 19:40	63.2
7/8/2011 13:55	64.1	8/8/2011 19:05	65.2	10/8/2011 20:15	64.8	12/8/2011 21:25	63.9	14/8/2011 10:35	64.6	14/8/2011 19:45	63.4
7/8/2011 14:00	63.3	8/8/2011 19:10	64.8	10/8/2011 20:20	64.3	12/8/2011 21:30	63.9	14/8/2011 10:40	65.1	14/8/2011 19:50	64.0
7/8/2011 14:05	64.0	8/8/2011 19:15	65.2	10/8/2011 20:25	64.6	12/8/2011 21:35	64.1	14/8/2011 10:45	64.1	14/8/2011 19:55	63.4
7/8/2011 14:10	63.3	8/8/2011 19:20	64.9	10/8/2011 20:30	64.9	12/8/2011 21:40	64.0	14/8/2011 10:50	63.2	14/8/2011 20:00	63.6
7/8/2011 14:15	63.4	8/8/2011 19:25	65.6	10/8/2011 20:35	65.2	12/8/2011 21:45	63.9	14/8/2011 10:55	64.5	14/8/2011 20:05	63.7
7/8/2011 14:20	63.2	8/8/2011 19:30	64.8	10/8/2011 20:40	64.5	12/8/2011 21:50	64.0	14/8/2011 11:00	64.3	14/8/2011 20:10	63.2
7/8/2011 14:25	63.7	8/8/2011 19:35	64.9	10/8/2011 20:45	64.2	12/8/2011 21:55	63.9	14/8/2011 11:05	64.7	14/8/2011 20:15	63.3
7/8/2011 14:30	64.2	8/8/2011 19:40	64.5	10/8/2011 20:50	64.7	12/8/2011 22:00	64.2	14/8/2011 11:10	64.7	14/8/2011 20:20	63.5
7/8/2011 14:35	63.0	8/8/2011 19:45	64.4	10/8/2011 20:55	64.5	12/8/2011 22:05	63.7	14/8/2011 11:15	64.7	14/8/2011 20:25	63.1
7/8/2011 14:40	63.4	8/8/2011 19:50	65.0	10/8/2011 21:00	64.4	12/8/2011 22:10	63.8	14/8/2011 11:20	64.8	14/8/2011 20:30	62.8
7/8/2011 14:45	62.2	8/8/2011 19:55	64.6	10/8/2011 21:05	64.7	12/8/2011 22:15	64.0	14/8/2011 11:25	63.8	14/8/2011 20:35	63.4
7/8/2011 14:50	63.0	8/8/2011 20:00	64.9	10/8/2011 21:10	63.9	12/8/2011 22:20	64.0	14/8/2011 11:30	63.2	14/8/2011 20:40	62.9
7/8/2011 14:55	62.9	8/8/2011 20:05	64.3	10/8/2011 21:15	64.3	12/8/2011 22:25	64.1	14/8/2011 11:35	63.5	14/8/2011 20:45	62.4
7/8/2011 15:00	62.7	8/8/2011 20:10	64.9	10/8/2011 21:20	64.2	12/8/2011 22:30	63.9	14/8/2011 11:40	63.0	14/8/2011 20:50	61.8
7/8/2011 15:05	64.3	8/8/2011 20:15	64.1	10/8/2011 21:25	64.6	12/8/2011 22:35	63.9	14/8/2011 11:45	62.7	14/8/2011 20:55	62.0
7/8/2011 15:10	63.6	8/8/2011 20:20	64.5	10/8/2011 21:30	64.2	12/8/2011 22:40	63.7	14/8/2011 11:50	63.1	14/8/2011 21:00	61.8
7/8/2011 15:15	62.8	8/8/2011 20:25	64.8	10/8/2011 21:35	64.3	12/8/2011 22:45	63.6	14/8/2011 11:55	62.9	14/8/2011 21:05	62.0
7/8/2011 15:20	62.8	8/8/2011 20:30	64.2	10/8/2011 21:40	64.2	12/8/2011 22:50	63.6	14/8/2011 12:00	62.8	14/8/2011 21:10	62.1
7/8/2011 15:25	63.8	8/8/2011 20:35	63.9	10/8/2011 21:45	64.3	12/8/2011 22:55	63.5	14/8/2011 12:05	63.0	14/8/2011 21:15	62.4
7/8/2011 15:30	63.7	8/8/2011 20:40	64.3	10/8/2011 21:50	64.4	13/8/2011 19:00	64.3	14/8/2011 12:10	63.8	14/8/2011 21:20	63.5
7/8/2011 15:35	64.0	8/8/2011 20:45	64.2	10/8/2011 21:55	64.7	13/8/2011 19:05	63.9	14/8/2011 12:15	63.4	14/8/2011 21:25	63.1
7/8/2011 15:40	63.7	8/8/2011 20:50	63.9	10/8/2011 22:00	64.5	13/8/2011 19:10	63.8	14/8/2011 12:20	63.0	14/8/2011 21:30	62.8
7/8/2011 15:45	64.1	8/8/2011 20:55	64.5	10/8/2011 22:05	64.8	13/8/2011 19:15	64.4	14/8/2011 12:25	63.7	14/8/2011 21:35	63.5
7/8/2011 15:50	63.5	8/8/2011 21:00	63.7	10/8/2011 22:10	63.8	13/8/2011 19:20	64.6	14/8/2011 12:30	63.0	14/8/2011 21:40	63.0
7/8/2011 15:55	63.9	8/8/2011 21:05	64.7	10/8/2011 22:15	64.3	13/8/2011 19:25	64.4	14/8/2011 12:35	64.3	14/8/2011 21:45	63.5
7/8/2011 16:00	63.5	8/8/2011 21:10	63.5	10/8/2011 22:20	64.7	13/8/2011 19:30	63.8	14/8/2011 12:40	65.2	14/8/2011 21:50	63.0
7/8/2011 16:05	63.6	8/8/2011 21:15	64.0	10/8/2011 22:25	64.3	13/8/2011 19:35	64.4	14/8/2011 12:45	62.6	14/8/2011 21:55	63.5
7/8/2011 16:10	63.3	8/8/2011 21:20	64.1	10/8/2011 22:30	64.3	13/8/2011 19:40	64.0	14/8/2011 12:50	62.7	14/8/2011 22:00	64.2
7/8/2011 16:15	63.9	8/8/2011 21:25	64.3	10/8/2011 22:35	63.9	13/8/2011 19:45	64.3	14/8/2011 12:55	63.4	14/8/2011 22:05	62.9
7/8/2011 16:20	63.7	8/8/2011 21:30	63.8	10/8/2011 22:40	65.1	13/8/2011 19:50	64.5	14/8/2011 13:00	62.4	14/8/2011 22:10	63.5
7/8/2011 16:25	63.9	8/8/2011 21:35	64.4	10/8/2011 22:45	63.8	13/8/2011 19:55	64.2	14/8/2011 13:05			

Real-time Noise Data RTN1 / FEHD Hong Kong Transport Section Whitefield Depot

15/8/2011 21:40	63.6	17/8/2011 22:50	64.1	20/8/2011 20:00	64.9	21/8/2011 13:10	63.5	21/8/2011 22:20	63.9	24/8/2011 19:30	64.9
15/8/2011 21:45	64.3	17/8/2011 22:55	63.8	20/8/2011 20:05	64.9	21/8/2011 13:15	66.2	21/8/2011 22:25	64.3	24/8/2011 19:35	65.4
15/8/2011 21:50	63.9	18/8/2011 19:00	64.5	20/8/2011 20:10	65.7	21/8/2011 13:20	63.3	21/8/2011 22:30	63.5	24/8/2011 19:40	65.4
15/8/2011 21:55	63.4	18/8/2011 19:05	64.6	20/8/2011 20:15	65.3	21/8/2011 13:25	62.8	21/8/2011 22:35	64.1	24/8/2011 19:45	65.2
15/8/2011 22:00	64.1	18/8/2011 19:10	63.6	20/8/2011 20:20	64.0	21/8/2011 13:30	62.5	21/8/2011 22:40	64.4	24/8/2011 19:50	65.2
15/8/2011 22:05	63.5	18/8/2011 19:15	63.6	20/8/2011 20:25	63.9	21/8/2011 13:35	61.8	21/8/2011 22:45	63.5	24/8/2011 19:55	65.2
15/8/2011 22:10	63.9	18/8/2011 19:20	64.1	20/8/2011 20:30	64.5	21/8/2011 13:40	62.9	21/8/2011 22:50	63.5	24/8/2011 20:00	65.0
15/8/2011 22:15	63.7	18/8/2011 19:25	63.5	20/8/2011 20:35	64.0	21/8/2011 13:45	63.0	21/8/2011 22:55	63.7	24/8/2011 20:05	64.6
15/8/2011 22:20	63.6	18/8/2011 19:30	63.9	20/8/2011 20:40	64.2	21/8/2011 13:50	64.2	22/8/2011 19:00	65.2	24/8/2011 20:10	65.5
15/8/2011 22:25	63.5	18/8/2011 19:35	64.4	20/8/2011 20:45	64.2	21/8/2011 13:55	64.3	22/8/2011 19:05	65.2	24/8/2011 20:15	65.0
15/8/2011 22:30	63.5	18/8/2011 19:40	65.5	20/8/2011 20:50	64.3	21/8/2011 14:00	63.7	22/8/2011 19:10	64.7	24/8/2011 20:20	65.2
15/8/2011 22:35	63.6	18/8/2011 19:45	64.7	20/8/2011 20:55	64.0	21/8/2011 14:05	63.0	22/8/2011 19:15	65.0	24/8/2011 20:25	64.4
15/8/2011 22:40	63.1	18/8/2011 19:50	64.7	20/8/2011 21:00	64.3	21/8/2011 14:10	63.3	22/8/2011 19:20	65.7	24/8/2011 20:30	64.5
15/8/2011 22:45	64.4	18/8/2011 19:55	64.6	20/8/2011 21:05	64.2	21/8/2011 14:15	63.1	22/8/2011 19:25	64.9	24/8/2011 20:35	64.5
15/8/2011 22:50	63.5	18/8/2011 20:00	64.6	20/8/2011 21:10	64.6	21/8/2011 14:20	64.2	22/8/2011 19:30	65.6	24/8/2011 20:40	64.1
15/8/2011 22:55	63.5	18/8/2011 20:05	65.2	20/8/2011 21:15	64.6	21/8/2011 14:25	63.5	22/8/2011 19:35	64.0	24/8/2011 20:45	64.7
16/8/2011 19:00	63.9	18/8/2011 20:10	65.3	20/8/2011 21:20	64.1	21/8/2011 14:30	63.9	22/8/2011 19:40	64.1	24/8/2011 20:50	64.7
16/8/2011 19:05	63.7	18/8/2011 20:15	65.8	20/8/2011 21:25	66.0	21/8/2011 14:35	63.7	22/8/2011 19:45	63.3	24/8/2011 20:55	64.4
16/8/2011 19:10	63.7	18/8/2011 20:20	64.6	20/8/2011 21:30	64.4	21/8/2011 14:40	64.1	22/8/2011 19:50	63.2	24/8/2011 21:00	64.3
16/8/2011 19:15	63.6	18/8/2011 20:25	64.5	20/8/2011 21:35	64.0	21/8/2011 14:45	66.3	22/8/2011 19:55	64.1	24/8/2011 21:05	64.4
16/8/2011 19:20	64.5	18/8/2011 20:30	64.4	20/8/2011 21:40	64.2	21/8/2011 14:50	66.6	22/8/2011 20:00	64.6	24/8/2011 21:10	64.0
16/8/2011 19:25	63.9	18/8/2011 20:35	64.4	20/8/2011 21:45	65.0	21/8/2011 14:55	64.3	22/8/2011 20:05	65.0	24/8/2011 21:15	64.0
16/8/2011 19:30	64.8	18/8/2011 20:40	64.2	20/8/2011 21:50	64.6	21/8/2011 15:00	63.0	22/8/2011 20:10	65.5	24/8/2011 21:20	63.7
16/8/2011 19:35	64.9	18/8/2011 20:45	64.6	20/8/2011 21:55	64.1	21/8/2011 15:05	66.8	22/8/2011 20:15	64.4	24/8/2011 21:25	64.3
16/8/2011 19:40	65.1	18/8/2011 20:50	64.4	20/8/2011 22:00	64.4	21/8/2011 15:10	64.7	22/8/2011 20:20	65.0	24/8/2011 21:30	63.8
16/8/2011 19:45	65.2	18/8/2011 20:55	65.2	20/8/2011 22:05	64.5	21/8/2011 15:15	64.6	22/8/2011 20:25	64.2	24/8/2011 21:35	64.2
16/8/2011 19:50	63.3	18/8/2011 21:00	64.4	20/8/2011 22:10	64.0	21/8/2011 15:20	64.9	22/8/2011 20:30	64.2	24/8/2011 21:40	64.1
16/8/2011 19:55	64.7	18/8/2011 21:05	64.7	20/8/2011 22:15	64.6	21/8/2011 15:25	64.8	22/8/2011 20:35	64.7	24/8/2011 21:45	64.1
16/8/2011 20:00	64.7	18/8/2011 21:10	64.4	20/8/2011 22:20	64.4	21/8/2011 15:30	64.6	22/8/2011 20:40	64.2	24/8/2011 21:50	64.3
16/8/2011 20:05	64.9	18/8/2011 21:15	63.7	20/8/2011 22:25	64.1	21/8/2011 15:35	64.6	22/8/2011 20:45	64.0	24/8/2011 21:55	63.8
16/8/2011 20:10	64.7	18/8/2011 21:20	64.3	20/8/2011 22:30	64.6	21/8/2011 15:40	63.9	22/8/2011 20:50	65.0	24/8/2011 22:00	63.8
16/8/2011 20:15	64.9	18/8/2011 21:25	64.9	20/8/2011 22:35	64.3	21/8/2011 15:45	64.1	22/8/2011 20:55	64.1	24/8/2011 22:05	63.5
16/8/2011 20:20	64.3	18/8/2011 21:30	64.4	20/8/2011 22:40	64.6	21/8/2011 15:50	64.2	22/8/2011 21:00	64.3	24/8/2011 22:10	64.0
16/8/2011 20:25	64.4	18/8/2011 21:35	65.2	20/8/2011 22:45	63.9	21/8/2011 15:55	64.4	22/8/2011 21:05	63.8	24/8/2011 22:15	63.6
16/8/2011 20:30	64.2	18/8/2011 21:40	64.3	20/8/2011 22:50	64.0	21/8/2011 16:00	64.8	22/8/2011 21:10	63.9	24/8/2011 22:20	64.0
16/8/2011 20:35	64.5	18/8/2011 21:45	64.3	20/8/2011 22:55	63.9	21/8/2011 16:05	64.6	22/8/2011 21:15	63.7	24/8/2011 22:25	63.8
16/8/2011 20:40	64.6	18/8/2011 21:50	64.0	21/8/2011 7:00	62.9	21/8/2011 16:10	65.8	22/8/2011 21:20	64.0	24/8/2011 22:30	63.9
16/8/2011 20:45	63.7	18/8/2011 21:55	64.6	21/8/2011 7:05	62.9	21/8/2011 16:15	64.6	22/8/2011 21:25	63.7	24/8/2011 22:35	63.5
16/8/2011 20:50	64.6	18/8/2011 22:00	64.0	21/8/2011 7:10	62.2	21/8/2011 16:20	65.0	22/8/2011 21:30	63.9	24/8/2011 22:40	63.5
16/8/2011 20:55	64.2	18/8/2011 22:05	64.1	21/8/2011 7:15	62.6	21/8/2011 16:25	65.2	22/8/2011 21:35	64.1	24/8/2011 22:45	63.5
16/8/2011 21:00	64.6	18/8/2011 22:10	64.2	21/8/2011 7:20	61.8	21/8/2011 16:30	64.2	22/8/2011 21:40	63.8	24/8/2011 22:50	63.9
16/8/2011 21:05	64.6	18/8/2011 22:15	63.8	21/8/2011 7:25	62.7	21/8/2011 16:35	64.5	22/8/2011 21:45	64.3	24/8/2011 22:55	63.1
16/8/2011 21:10	63.8	18/8/2011 22:20	64.9	21/8/2011 7:30	62.2	21/8/2011 16:40	64.2	22/8/2011 21:50	65.1	25/8/2011 19:00	64.5
16/8/2011 21:15	64.1	18/8/2011 22:25	64.7	21/8/2011 7:35	63.1	21/8/2011 16:45	64.2	22/8/2011 21:55	63.3	25/8/2011 19:05	64.2
16/8/2011 21:20	64.2	18/8/2011 22:30	64.8	21/8/2011 7:40	62.7	21/8/2011 16:50	64.4	22/8/2011 22:00	63.6	25/8/2011 19:10	64.5
16/8/2011 21:25	64.1	18/8/2011 22:35	64.8	21/8/2011 7:45	63.2	21/8/2011 16:55	64.9	22/8/2011 22:05	63.4	25/8/2011 19:15	64.5
16/8/2011 21:30	64.2	18/8/2011 22:40	64.2	21/8/2011 7:50	63.5	21/8/2011 17:00	64.4	22/8/2011 22:10	63.7	25/8/2011 19:20	64.7
16/8/2011 21:35	64.1	18/8/2011 22:45	64.4	21/8/2011 7:55	63.4	21/8/2011 17:05	64.2	22/8/2011 22:15	64.1	25/8/2011 19:25	65.0
16/8/2011 21:40	64.5	18/8/2011 22:50	64.1	21/8/2011 8:00	62.6	21/8/2011 17:10	64.3	22/8/2011 22:20	63.4	25/8/2011 19:30	63.7
16/8/2011 21:45	64.1	18/8/2011 22:55	63.9	21/8/2011 8:05	63.6	21/8/2011 17:15	64.9	22/8/2011 22:25	63.9	25/8/2011 19:35	65.2
16/8/2011 21:50	64.2	19/8/2011 19:00	64.2	21/8/2011 8:10	63.7	21/8/2011 17:20	64.5	22/8/2011 22:30	63.1	25/8/2011 19:40	65.5
16/8/2011 21:55	64.1	19/8/2011 19:05	64.1	21/8/2011 8:15	64.5	21/8/2011 17:25	64.1	22/8/2011 22:35	63.6	25/8/2011 19:45	65.4
16/8/2011 22:00	64.5	19/8/2011 19:10	64.6	21/8/2011 8:20	63.7	21/8/2011 17:30	64.1	22/8/2011 22:40	63.4	25/8/2011 19:50	65.4
16/8/2011 22:05	64.1	19/8/2011 19:15	65.2	21/8/2011 8:25	63.5	21/8/2011 17:35	64.7	22/8/2011 22:45	63.2	25/8/2011 19:55	65.8
16/8/2011 22:10	64.3	19/8/2011 19:20	65.6	21/8/2011 8:30	64.3	21/8/2011 17:40	64.7	22/8/2011 22:50	63.1	25/8/2011 20:00	65.3
16/8/2011 22:15	64.1	19/8/2011 19:25	64.0	21/8/2011 8:35	64.2	21/8/2011 17:45	64.5	22/8/2011 22:55	63.3	25/8/2011 20:05	65.4
16/8/2011 22:20	64.0	19/8/2011 19:30	65.3	21/8/2011 8:40	64.4	21/8/2011 17:50	64.2	23/8/2011 19:00	63.7	25/8/2011 20:10	65.8
16/8/2011 22:25	64.0	19/8/2011 19:35	65.3	21/8/2011 8:45	64.3	21/8/2011 17:55	65.2	23/8/2011 19:05	64.1	25/8/2011 20:15	65.3
16/8/2011 22:30	63.9	19/8/2011 19:40	65.8	21/8/2011 8:50	64.5	21/8/2011 18:00	64.6	23/8/2011 19:10	64.0	25/8/2011 20:20	65.7
16/8/2011 22:35	64.0	19/8/2011 19:45	65.3	21/8/2011 8:55	64.4	21/8/2011 18:05	64.4	23/8/2011 19:15	63.9	25/8/2011 20:25	65.2
16/8/2011 22:40	64.2	19/8/2011 19:50	64.9	21/8/2011 9:00	64.5	21/8/2011 18:10	64.8	23/8/2011 19:20	63.6	25/8/2011 20:30	65.0
16/8/2011 22:45	64.3	19/8/2011 19:55	65.3	21/8/2011 9:05	64.9	21/8/2011 18:15	64.6	23/8/2011 19:25	63.7	25/8/2011 20:35	64.7
16/8/2011 22:50	63.8	19/8/2011 20:00	65.2	21/8/2011 9:10	64.6	21/8/2011 18:20	64.0	23/8/2011 19:30	64.9	25/8/2011 20:40	64.5
16/8/2011 22:55	63.9	19/8/2011 20:05	65.8	21/8/2011 9:15	64.1	21/8/2011 18:25	64.8	23/8/2011 19:35	64.9	25/8/2011 20:45	64.6
17/8/2011 19:00	64.5	19/8/2011 20:10	64.2	21/8/2011 9:20	64.4	21/8/2011 18:30	64.4	23/8/2011 19:40	64.9	25/8/2011 20:50	64.8
17/8/2011 19:05	64.1	19/8/2011 20:15	64.7	21/8/2011 9:25	64.2	21/8/2011 18:35	64.5	23/8/2011 19:45	64.5	25/8/2011 20:55	64.5
17/8/2011 19:10	64.3	19/8/2011 20:20	63.5	21/8/2011 9:30	64.1	21/8/2011 18:40	64.5	23/8/2011 19:50	64.9	25/8/2011 21:00	64.7
17/8/2011 19:15	64.7	19/8/2011 20:25	64.5	21/8/2011 9:35	63.8	21/8/2011 18:45	64.2	23/8/2011 19:55	64.8	25/8/2011 21:05	64.8
17/8/2011 19:20	64.3	19/8/2011 20:30	64.4	21/8/2011 9:40	64.8	21/8/2011 18:50	64.0	23/8/2011 20:00	64.8	25/8/	

Real-time Noise Data RTN1 / FEHD Hong Kong Transport Section Whitefield Depot

26/8/2011 20:40	64.9	28/7/2011 2:40	58.6	29/7/2011 3:50	56.4	30/7/2011 5:00	58.2	31/7/2011 6:10	61.4	1/8/2011 23:20	63.2
26/8/2011 20:45	64.8	28/7/2011 2:45	60.1	29/7/2011 3:55	56.7	30/7/2011 5:05	58.3	31/7/2011 6:15	61.8	1/8/2011 23:25	63.0
26/8/2011 20:50	64.6	28/7/2011 2:50	59.9	29/7/2011 4:00	56.2	30/7/2011 5:10	59.1	31/7/2011 6:20	62.0	1/8/2011 23:30	61.9
26/8/2011 20:55	64.3	28/7/2011 2:55	59.4	29/7/2011 4:05	56.6	30/7/2011 5:15	59.6	31/7/2011 6:25	63.0	1/8/2011 23:35	62.8
26/8/2011 21:00	64.7	28/7/2011 3:00	58.9	29/7/2011 4:10	57.0	30/7/2011 5:20	59.2	31/7/2011 6:30	62.2	1/8/2011 23:40	63.0
26/8/2011 21:05	64.2	28/7/2011 3:05	59.1	29/7/2011 4:15	57.0	30/7/2011 5:25	59.7	31/7/2011 6:35	62.7	1/8/2011 23:45	62.5
26/8/2011 21:10	64.6	28/7/2011 3:10	59.1	29/7/2011 4:20	57.0	30/7/2011 5:30	60.4	31/7/2011 6:40	63.5	1/8/2011 23:50	62.5
26/8/2011 21:15	65.6	28/7/2011 3:15	58.4	29/7/2011 4:25	56.7	30/7/2011 5:35	60.6	31/7/2011 6:45	62.6	1/8/2011 23:55	62.8
26/8/2011 21:20	64.7	28/7/2011 3:20	58.4	29/7/2011 4:30	56.2	30/7/2011 5:40	61.1	31/7/2011 6:50	63.5	2/8/2011 0:00	62.7
26/8/2011 21:25	64.7	28/7/2011 3:25	60.3	29/7/2011 4:35	56.3	30/7/2011 5:45	61.0	31/7/2011 6:55	63.5	2/8/2011 0:05	62.8
26/8/2011 21:30	64.3	28/7/2011 3:30	58.5	29/7/2011 4:40	56.4	30/7/2011 5:50	60.7	31/7/2011 23:00	63.6	2/8/2011 0:10	62.0
26/8/2011 21:35	64.4	28/7/2011 3:35	58.7	29/7/2011 4:45	56.1	30/7/2011 5:55	61.5	31/7/2011 23:05	63.2	2/8/2011 0:15	62.1
26/8/2011 21:40	65.7	28/7/2011 3:40	59.8	29/7/2011 4:50	57.2	30/7/2011 6:00	61.5	31/7/2011 23:10	63.5	2/8/2011 0:20	61.6
26/8/2011 21:45	65.1	28/7/2011 3:45	58.0	29/7/2011 4:55	57.3	30/7/2011 6:05	61.7	31/7/2011 23:15	62.7	2/8/2011 0:25	62.9
26/8/2011 21:50	64.4	28/7/2011 3:50	58.6	29/7/2011 5:00	56.7	30/7/2011 6:10	62.6	31/7/2011 23:20	63.4	2/8/2011 0:30	62.2
26/8/2011 21:55	64.3	28/7/2011 3:55	59.0	29/7/2011 5:05	57.6	30/7/2011 6:15	62.9	31/7/2011 23:25	62.7	2/8/2011 0:35	61.4
26/8/2011 22:00	64.7	28/7/2011 4:00	63.0	29/7/2011 5:10	57.8	30/7/2011 6:20	62.6	31/7/2011 23:30	62.1	2/8/2011 0:40	61.3
26/8/2011 22:05	64.5	28/7/2011 4:05	58.9	29/7/2011 5:15	57.1	30/7/2011 6:25	62.9	31/7/2011 23:35	62.8	2/8/2011 0:45	61.8
26/8/2011 22:10	64.2	28/7/2011 4:10	59.3	29/7/2011 5:20	56.9	30/7/2011 6:30	63.0	31/7/2011 23:40	63.3	2/8/2011 0:50	61.6
26/8/2011 22:15	63.9	28/7/2011 4:15	61.8	29/7/2011 5:25	57.7	30/7/2011 6:35	63.9	31/7/2011 23:45	62.8	2/8/2011 0:55	60.4
26/8/2011 22:20	64.5	28/7/2011 4:20	58.7	29/7/2011 5:30	58.1	30/7/2011 6:40	65.0	31/7/2011 23:50	62.8	2/8/2011 1:00	60.8
26/8/2011 22:25	64.3	28/7/2011 4:25	58.9	29/7/2011 5:35	58.3	30/7/2011 6:45	64.4	31/7/2011 23:55	62.6	2/8/2011 1:05	60.7
26/8/2011 22:30	64.7	28/7/2011 4:30	58.2	29/7/2011 5:40	58.1	30/7/2011 6:50	63.6	1/8/2011 0:00	63.2	2/8/2011 1:10	60.5
26/8/2011 22:35	64.3	28/7/2011 4:35	58.8	29/7/2011 5:45	58.1	30/7/2011 6:55	64.3	1/8/2011 0:05	63.0	2/8/2011 1:15	61.1
26/8/2011 22:40	64.2	28/7/2011 4:40	58.7	29/7/2011 5:50	60.3	30/7/2011 23:00	64.2	1/8/2011 0:10	62.9	2/8/2011 1:20	61.1
26/8/2011 22:45	64.4	28/7/2011 4:45	58.6	29/7/2011 5:55	60.8	30/7/2011 23:05	63.5	1/8/2011 0:15	62.2	2/8/2011 1:25	60.5
26/8/2011 22:50	64.1	28/7/2011 4:50	58.8	29/7/2011 6:00	58.7	30/7/2011 23:10	64.3	1/8/2011 0:20	62.4	2/8/2011 1:30	59.9
26/8/2011 22:55	64.1	28/7/2011 4:55	58.9	29/7/2011 6:05	73.3	30/7/2011 23:15	64.1	1/8/2011 0:25	62.9	2/8/2011 1:35	60.9
27/8/2011 19:00	64.4	28/7/2011 5:00	59.7	29/7/2011 6:10	63.3	30/7/2011 23:20	64.0	1/8/2011 0:30	64.2	2/8/2011 1:40	60.8
27/8/2011 19:05	64.9	28/7/2011 5:05	59.6	29/7/2011 6:15	63.9	30/7/2011 23:25	63.9	1/8/2011 0:35	61.2	2/8/2011 1:45	60.9
27/8/2011 19:10	65.1	28/7/2011 5:10	59.3	29/7/2011 6:20	62.8	30/7/2011 23:30	63.7	1/8/2011 0:40	62.0	2/8/2011 1:50	60.9
27/8/2011 19:15	65.1	28/7/2011 5:15	59.1	29/7/2011 6:25	62.2	30/7/2011 23:35	63.8	1/8/2011 0:45	62.2	2/8/2011 1:55	60.6
27/8/2011 19:20	65.1	28/7/2011 5:20	60.3	29/7/2011 6:30	62.9	30/7/2011 23:40	63.5	1/8/2011 0:50	60.9	2/8/2011 2:00	60.1
27/8/2011 19:25	65.0	28/7/2011 5:25	60.5	29/7/2011 6:35	63.9	30/7/2011 23:45	63.9	1/8/2011 0:55	61.1	2/8/2011 2:05	59.1
27/8/2011 19:30	64.1	28/7/2011 5:30	60.1	29/7/2011 6:40	66.0	30/7/2011 23:50	63.2	1/8/2011 1:00	61.4	2/8/2011 2:10	60.2
27/8/2011 19:35	64.9	28/7/2011 5:35	60.2	29/7/2011 6:45	67.7	30/7/2011 23:55	63.0	1/8/2011 1:05	59.6	2/8/2011 2:15	59.0
27/8/2011 19:40	64.4	28/7/2011 5:40	60.7	29/7/2011 6:50	66.7	31/7/2011 0:00	63.6	1/8/2011 1:10	61.0	2/8/2011 2:20	59.3
27/8/2011 19:45	64.9	28/7/2011 5:45	61.1	29/7/2011 6:55	65.1	31/7/2011 0:05	63.8	1/8/2011 1:15	61.1	2/8/2011 2:25	58.9
27/8/2011 19:50	64.4	28/7/2011 5:50	61.5	29/7/2011 23:00	63.2	31/7/2011 0:10	63.4	1/8/2011 1:20	60.2	2/8/2011 2:30	59.7
27/8/2011 19:55	64.5	28/7/2011 5:55	61.2	29/7/2011 23:05	63.5	31/7/2011 0:15	63.2	1/8/2011 1:25	59.6	2/8/2011 2:35	59.9
27/8/2011 20:00	64.8	28/7/2011 6:00	61.4	29/7/2011 23:10	62.7	31/7/2011 0:20	63.2	1/8/2011 1:30	59.5	2/8/2011 2:40	59.1
27/8/2011 20:05	64.6	28/7/2011 6:05	61.1	29/7/2011 23:15	63.4	31/7/2011 0:25	63.9	1/8/2011 1:35	60.7	2/8/2011 2:45	59.3
27/8/2011 20:10	64.4	28/7/2011 6:10	61.9	29/7/2011 23:20	62.7	31/7/2011 0:30	62.8	1/8/2011 1:40	60.2	2/8/2011 2:50	58.5
27/8/2011 20:15	64.6	28/7/2011 6:15	61.9	29/7/2011 23:25	62.1	31/7/2011 0:35	62.9	1/8/2011 1:45	59.6	2/8/2011 2:55	59.0
27/8/2011 20:20	65.2	28/7/2011 6:20	62.0	29/7/2011 23:30	62.8	31/7/2011 0:40	63.0	1/8/2011 1:50	59.2	2/8/2011 3:00	58.8
27/8/2011 20:25	66.0	28/7/2011 6:25	62.2	29/7/2011 23:35	63.3	31/7/2011 0:45	62.1	1/8/2011 1:55	59.6	2/8/2011 3:05	58.9
27/8/2011 20:30	65.0	28/7/2011 6:30	63.1	29/7/2011 23:40	62.8	31/7/2011 0:50	61.5	1/8/2011 2:00	59.2	2/8/2011 3:10	59.3
27/8/2011 20:35	64.4	28/7/2011 6:35	63.0	29/7/2011 23:45	62.8	31/7/2011 0:55	62.3	1/8/2011 2:05	59.5	2/8/2011 3:15	58.5
27/8/2011 20:40	64.1	28/7/2011 6:40	64.1	29/7/2011 23:50	62.6	31/7/2011 1:00	61.5	1/8/2011 2:10	58.6	2/8/2011 3:20	60.3
27/8/2011 20:45	64.8	28/7/2011 6:45	63.7	29/7/2011 23:55	63.2	31/7/2011 1:05	62.4	1/8/2011 2:15	60.8	2/8/2011 3:25	59.8
27/8/2011 20:50	64.2	28/7/2011 6:50	64.0	30/7/2011 0:00	63.0	31/7/2011 1:10	62.7	1/8/2011 2:20	59.7	2/8/2011 3:30	58.1
27/8/2011 20:55	63.9	28/7/2011 6:55	64.5	30/7/2011 0:05	62.9	31/7/2011 1:15	61.4	1/8/2011 2:25	59.9	2/8/2011 3:35	57.8
27/8/2011 21:00	64.2	28/7/2011 23:00	61.1	30/7/2011 0:10	62.2	31/7/2011 1:20	61.5	1/8/2011 2:30	59.7	2/8/2011 3:40	59.3
27/8/2011 21:05	63.9	28/7/2011 23:05	61.8	30/7/2011 0:15	62.4	31/7/2011 1:25	61.4	1/8/2011 2:35	58.5	2/8/2011 3:45	58.8
27/8/2011 21:10	63.8	28/7/2011 23:10	60.9	30/7/2011 0:20	62.9	31/7/2011 1:30	61.4	1/8/2011 2:40	58.7	2/8/2011 3:50	58.9
27/8/2011 21:15	64.2	28/7/2011 23:15	61.7	30/7/2011 0:25	64.2	31/7/2011 1:35	61.2	1/8/2011 2:45	59.1	2/8/2011 3:55	58.4
27/8/2011 21:20	64.2	28/7/2011 23:20	61.8	30/7/2011 0:30	61.2	31/7/2011 1:40	62.6	1/8/2011 2:50	59.2	2/8/2011 4:00	58.4
27/8/2011 21:25	64.3	28/7/2011 23:25	61.3	30/7/2011 0:35	62.0	31/7/2011 1:45	61.2	1/8/2011 2:55	57.8	2/8/2011 4:05	58.1
27/8/2011 21:30	63.7	28/7/2011 23:30	63.2	30/7/2011 0:40	62.2	31/7/2011 1:50	61.4	1/8/2011 3:00	58.4	2/8/2011 4:10	58.4
27/8/2011 21:35	63.8	28/7/2011 23:35	61.7	30/7/2011 0:45	60.9	31/7/2011 1:55	60.5	1/8/2011 3:05	58.6	2/8/2011 4:15	58.6
27/8/2011 21:40	63.6	28/7/2011 23:40	61.6	30/7/2011 0:50	61.1	31/7/2011 2:00	61.2	1/8/2011 3:10	58.0	2/8/2011 4:20	58.7
27/8/2011 21:45	64.6	28/7/2011 23:45	60.8	30/7/2011 0:55	61.4	31/7/2011 2:05	61.0	1/8/2011 3:15	59.2	2/8/2011 4:25	58.3
27/8/2011 21:50	63.6	28/7/2011 23:50	60.9	30/7/2011 1:00	59.6	31/7/2011 2:10	61.4	1/8/2011 3:20	58.0	2/8/2011 4:30	58.6
27/8/2011 21:55	63.8	28/7/2011 23:55	60.9	30/7/2011 1:05	61.1	31/7/2011 2:15	61.3	1/8/2011 3:25	58.2	2/8/2011 4:35	58.0
27/8/2011 22:00	64.8	29/7/2011 0:00	60.0	30/7/2011 1:10	61.0	31/7/2011 2:20	60.7	1/8/2011 3:30	59.0	2/8/2011 4:40	58.7
27/8/2011 22:05	64.3	29/7/2011 0:05	60.8	30/7/2011 1:15	60.2	31/7/2011 2:25	60.7	1/8/2011 3:35	58.7	2/8/2011 4:45	58.4
27/8/2011 22:10	64.5	29/7/2011 0:10	60.4	30/7/2011 1:20	59.6	31/7/2011 2:30	61.0	1/8/2011 3:40	58.5	2/8/2011 4:50	59.0
27/8/2011 22:15	64.0	29/7/2011 0:15	60.7	30/7/2011 1:25	59.5	31/7/2011 2:35	60.6	1/8/2011 3:45	57.5	2/8/2011 4:55	59.3
27/8/2011 22:20	64.3	29/7/2011 0:20	61.1	30/7/2011 1:30	60.7	31/7/2011 2:40	61.6	1/8/2011 3:50	58.0	2/8/2011 5:00	59.5
27/8/2011 22:25	63.7	29/7/2011 0:25	60.2	30/7/2011 1:35	60.2	31/7/2011 2:45	60.2	1/8/2011 3:55	58.1	2/8/2011 5:05	59.6
27/8/2011 22:30	64.0	29/7/2011 0:30	60.8	30/7/2011 1:40	59.6	31/7/2011 2:50	61.1	1/8/2011 4:00	58.3	2/8/2011 5:10	58.7

Real-time Noise Data RTN1 / FEHD Hong Kong Transport Section Whitefield Depot

3/8/2011 0:30	63.4	4/8/2011 1:40	60.4	5/8/2011 2:50	60.5	6/8/2011 4:00	59.5	7/8/2011 5:10	59.8	8/8/2011 6:20	62.3
3/8/2011 0:35	62.7	4/8/2011 1:45	60.1	5/8/2011 2:55	59.3	6/8/2011 4:05	59.6	7/8/2011 5:15	60.2	8/8/2011 6:25	63.0
3/8/2011 0:40	62.8	4/8/2011 1:50	60.7	5/8/2011 3:00	59.2	6/8/2011 4:10	60.2	7/8/2011 5:20	60.2	8/8/2011 6:30	63.0
3/8/2011 0:45	63.1	4/8/2011 1:55	60.3	5/8/2011 3:05	58.6	6/8/2011 4:15	60.6	7/8/2011 5:25	60.1	8/8/2011 6:35	63.7
3/8/2011 0:50	61.2	4/8/2011 2:00	59.7	5/8/2011 3:10	59.2	6/8/2011 4:20	60.5	7/8/2011 5:30	60.5	8/8/2011 6:40	63.6
3/8/2011 0:55	62.1	4/8/2011 2:05	60.2	5/8/2011 3:15	59.7	6/8/2011 4:25	60.5	7/8/2011 5:35	59.8	8/8/2011 6:45	64.3
3/8/2011 1:00	61.4	4/8/2011 2:10	60.4	5/8/2011 3:20	60.3	6/8/2011 4:30	60.5	7/8/2011 5:40	59.9	8/8/2011 6:50	63.8
3/8/2011 1:05	61.8	4/8/2011 2:15	59.9	5/8/2011 3:25	59.1	6/8/2011 4:35	59.6	7/8/2011 5:45	61.0	8/8/2011 6:55	64.1
3/8/2011 1:10	60.7	4/8/2011 2:20	59.8	5/8/2011 3:30	59.4	6/8/2011 4:40	60.1	7/8/2011 5:50	60.7	8/8/2011 23:00	63.3
3/8/2011 1:15	60.9	4/8/2011 2:25	60.5	5/8/2011 3:35	59.2	6/8/2011 4:45	59.7	7/8/2011 5:55	61.1	8/8/2011 23:05	63.8
3/8/2011 1:20	61.7	4/8/2011 2:30	60.0	5/8/2011 3:40	58.8	6/8/2011 4:50	59.4	7/8/2011 6:00	61.2	8/8/2011 23:10	63.8
3/8/2011 1:25	60.9	4/8/2011 2:35	60.1	5/8/2011 3:45	59.1	6/8/2011 4:55	59.9	7/8/2011 6:05	62.3	8/8/2011 23:15	63.5
3/8/2011 1:30	60.6	4/8/2011 2:40	59.6	5/8/2011 3:50	58.8	6/8/2011 5:00	60.3	7/8/2011 6:10	61.6	8/8/2011 23:20	63.0
3/8/2011 1:35	59.8	4/8/2011 2:45	58.8	5/8/2011 3:55	59.0	6/8/2011 5:05	60.5	7/8/2011 6:15	61.2	8/8/2011 23:25	63.1
3/8/2011 1:40	60.7	4/8/2011 2:50	59.3	5/8/2011 4:00	59.2	6/8/2011 5:10	60.2	7/8/2011 6:20	63.7	8/8/2011 23:30	63.0
3/8/2011 1:45	60.0	4/8/2011 2:55	59.8	5/8/2011 4:05	58.6	6/8/2011 5:15	60.6	7/8/2011 6:25	62.0	8/8/2011 23:35	62.6
3/8/2011 1:50	60.9	4/8/2011 3:00	60.0	5/8/2011 4:10	58.8	6/8/2011 5:20	60.4	7/8/2011 6:30	62.7	8/8/2011 23:40	62.9
3/8/2011 1:55	60.7	4/8/2011 3:05	60.1	5/8/2011 4:15	58.4	6/8/2011 5:25	60.8	7/8/2011 6:35	62.3	8/8/2011 23:45	63.1
3/8/2011 2:00	60.0	4/8/2011 3:10	58.6	5/8/2011 4:20	58.2	6/8/2011 5:30	60.4	7/8/2011 6:40	61.6	8/8/2011 23:50	62.4
3/8/2011 2:05	59.4	4/8/2011 3:15	58.9	5/8/2011 4:25	59.2	6/8/2011 5:35	60.8	7/8/2011 6:45	62.8	8/8/2011 23:55	62.4
3/8/2011 2:10	59.2	4/8/2011 3:20	59.1	5/8/2011 4:30	58.6	6/8/2011 5:40	61.6	7/8/2011 6:50	62.5	9/8/2011 0:00	62.6
3/8/2011 2:15	59.5	4/8/2011 3:25	58.5	5/8/2011 4:35	58.5	6/8/2011 5:45	60.8	7/8/2011 6:55	62.5	9/8/2011 0:05	62.6
3/8/2011 2:20	60.0	4/8/2011 3:30	58.8	5/8/2011 4:40	58.8	6/8/2011 5:50	61.2	7/8/2011 23:00	63.1	9/8/2011 0:10	62.1
3/8/2011 2:25	59.7	4/8/2011 3:35	59.7	5/8/2011 4:45	60.2	6/8/2011 5:55	61.5	7/8/2011 23:05	63.1	9/8/2011 0:15	61.9
3/8/2011 2:30	59.3	4/8/2011 3:40	59.2	5/8/2011 4:50	59.1	6/8/2011 6:00	61.9	7/8/2011 23:10	62.7	9/8/2011 0:20	62.4
3/8/2011 2:35	59.8	4/8/2011 3:45	58.8	5/8/2011 4:55	58.1	6/8/2011 6:05	62.6	7/8/2011 23:15	62.6	9/8/2011 0:25	62.7
3/8/2011 2:40	59.9	4/8/2011 3:50	59.6	5/8/2011 5:00	58.9	6/8/2011 6:10	61.9	7/8/2011 23:20	62.8	9/8/2011 0:30	61.9
3/8/2011 2:45	59.5	4/8/2011 3:55	59.6	5/8/2011 5:05	59.3	6/8/2011 6:15	62.0	7/8/2011 23:25	65.1	9/8/2011 0:35	61.9
3/8/2011 2:50	59.0	4/8/2011 4:00	58.8	5/8/2011 5:10	59.0	6/8/2011 6:20	62.6	7/8/2011 23:30	63.0	9/8/2011 0:40	62.3
3/8/2011 2:55	60.0	4/8/2011 4:05	58.7	5/8/2011 5:15	59.1	6/8/2011 6:25	62.7	7/8/2011 23:35	62.8	9/8/2011 0:45	61.3
3/8/2011 3:00	59.2	4/8/2011 4:10	60.1	5/8/2011 5:20	60.0	6/8/2011 6:30	62.2	7/8/2011 23:40	63.0	9/8/2011 0:50	61.7
3/8/2011 3:05	58.7	4/8/2011 4:15	59.4	5/8/2011 5:25	59.4	6/8/2011 6:35	62.5	7/8/2011 23:45	62.8	9/8/2011 0:55	61.2
3/8/2011 3:10	60.1	4/8/2011 4:20	57.2	5/8/2011 5:30	59.5	6/8/2011 6:40	63.1	7/8/2011 23:50	62.9	9/8/2011 1:00	61.4
3/8/2011 3:15	59.5	4/8/2011 4:25	58.6	5/8/2011 5:35	59.7	6/8/2011 6:45	63.2	7/8/2011 23:55	62.8	9/8/2011 1:05	61.0
3/8/2011 3:20	58.8	4/8/2011 4:30	58.9	5/8/2011 5:40	59.5	6/8/2011 6:50	64.3	8/8/2011 0:00	62.6	9/8/2011 1:10	60.8
3/8/2011 3:25	58.7	4/8/2011 4:35	58.1	5/8/2011 5:45	61.1	6/8/2011 6:55	63.8	8/8/2011 0:05	62.6	9/8/2011 1:15	60.8
3/8/2011 3:30	59.2	4/8/2011 4:40	58.2	5/8/2011 5:50	61.2	6/8/2011 23:00	62.5	8/8/2011 0:10	62.4	9/8/2011 1:20	61.0
3/8/2011 3:35	58.6	4/8/2011 4:45	59.1	5/8/2011 5:55	60.8	6/8/2011 23:05	63.0	8/8/2011 0:15	62.4	9/8/2011 1:25	60.3
3/8/2011 3:40	58.9	4/8/2011 4:50	59.0	5/8/2011 6:00	61.5	6/8/2011 23:10	63.5	8/8/2011 0:20	62.1	9/8/2011 1:30	59.9
3/8/2011 3:45	59.9	4/8/2011 4:55	58.7	5/8/2011 6:05	62.5	6/8/2011 23:15	63.0	8/8/2011 0:25	62.1	9/8/2011 1:35	60.2
3/8/2011 3:50	58.9	4/8/2011 5:00	58.3	5/8/2011 6:10	62.4	6/8/2011 23:20	63.2	8/8/2011 0:30	62.5	9/8/2011 1:40	60.6
3/8/2011 3:55	58.9	4/8/2011 5:05	59.4	5/8/2011 6:15	62.0	6/8/2011 23:25	63.2	8/8/2011 0:35	61.2	9/8/2011 1:45	60.4
3/8/2011 4:00	58.9	4/8/2011 5:10	59.5	5/8/2011 6:20	62.2	6/8/2011 23:30	63.4	8/8/2011 0:40	61.6	9/8/2011 1:50	59.7
3/8/2011 4:05	58.7	4/8/2011 5:15	59.3	5/8/2011 6:25	62.1	6/8/2011 23:35	63.4	8/8/2011 0:45	61.6	9/8/2011 1:55	59.4
3/8/2011 4:10	59.2	4/8/2011 5:20	60.3	5/8/2011 6:30	62.9	6/8/2011 23:40	63.0	8/8/2011 0:50	61.6	9/8/2011 2:00	59.3
3/8/2011 4:15	58.8	4/8/2011 5:25	59.5	5/8/2011 6:35	62.8	6/8/2011 23:45	63.7	8/8/2011 0:55	60.7	9/8/2011 2:05	59.5
3/8/2011 4:20	58.9	4/8/2011 5:30	59.7	5/8/2011 6:40	63.3	6/8/2011 23:50	63.6	8/8/2011 1:00	60.3	9/8/2011 2:10	58.7
3/8/2011 4:25	58.6	4/8/2011 5:35	60.4	5/8/2011 6:45	63.5	6/8/2011 23:55	62.9	8/8/2011 1:05	61.1	9/8/2011 2:15	59.3
3/8/2011 4:30	58.6	4/8/2011 5:40	61.1	5/8/2011 6:50	63.9	7/8/2011 0:00	62.9	8/8/2011 1:10	60.2	9/8/2011 2:20	58.9
3/8/2011 4:35	58.4	4/8/2011 5:45	60.8	5/8/2011 6:55	63.5	7/8/2011 0:05	62.7	8/8/2011 1:15	61.2	9/8/2011 2:25	59.6
3/8/2011 4:40	58.8	4/8/2011 5:50	61.3	5/8/2011 23:00	63.6	7/8/2011 0:10	63.1	8/8/2011 1:20	60.4	9/8/2011 2:30	58.7
3/8/2011 4:45	59.9	4/8/2011 5:55	61.0	5/8/2011 23:05	63.8	7/8/2011 0:15	63.3	8/8/2011 1:25	60.3	9/8/2011 2:35	59.4
3/8/2011 4:50	58.6	4/8/2011 6:00	61.4	5/8/2011 23:10	63.1	7/8/2011 0:20	63.1	8/8/2011 1:30	60.9	9/8/2011 2:40	58.5
3/8/2011 4:55	58.5	4/8/2011 6:05	61.7	5/8/2011 23:15	63.5	7/8/2011 0:25	62.9	8/8/2011 1:35	60.7	9/8/2011 2:45	59.7
3/8/2011 5:00	58.1	4/8/2011 6:10	61.9	5/8/2011 23:20	63.1	7/8/2011 0:30	63.0	8/8/2011 1:40	59.8	9/8/2011 2:50	60.6
3/8/2011 5:05	60.1	4/8/2011 6:15	62.1	5/8/2011 23:25	63.2	7/8/2011 0:35	63.0	8/8/2011 1:45	59.7	9/8/2011 2:55	62.6
3/8/2011 5:10	60.3	4/8/2011 6:20	63.1	5/8/2011 23:30	63.5	7/8/2011 0:40	62.9	8/8/2011 1:50	60.5	9/8/2011 3:00	61.4
3/8/2011 5:15	60.3	4/8/2011 6:25	62.6	5/8/2011 23:35	63.0	7/8/2011 0:45	62.4	8/8/2011 1:55	59.9	9/8/2011 3:05	60.0
3/8/2011 5:20	59.6	4/8/2011 6:30	62.4	5/8/2011 23:40	63.1	7/8/2011 0:50	62.6	8/8/2011 2:00	59.5	9/8/2011 3:10	62.8
3/8/2011 5:25	59.6	4/8/2011 6:35	63.4	5/8/2011 23:45	62.9	7/8/2011 0:55	62.5	8/8/2011 2:05	60.2	9/8/2011 3:15	64.7
3/8/2011 5:30	60.5	4/8/2011 6:40	63.0	5/8/2011 23:50	63.3	7/8/2011 1:00	61.5	8/8/2011 2:10	59.1	9/8/2011 3:20	59.5
3/8/2011 5:35	60.8	4/8/2011 6:45	63.4	5/8/2011 23:55	63.5	7/8/2011 1:05	61.7	8/8/2011 2:15	59.0	9/8/2011 3:25	62.8
3/8/2011 5:40	59.8	4/8/2011 6:50	63.7	6/8/2011 0:00	63.3	7/8/2011 1:10	61.4	8/8/2011 2:20	59.2	9/8/2011 3:30	63.2
3/8/2011 5:45	61.4	4/8/2011 6:55	63.6	6/8/2011 0:05	63.0	7/8/2011 1:15	61.9	8/8/2011 2:25	59.1	9/8/2011 3:35	70.0
3/8/2011 5:50	60.9	4/8/2011 23:00	63.3	6/8/2011 0:10	63.1	7/8/2011 1:20	61.3	8/8/2011 2:30	59.0	9/8/2011 3:40	69.0
3/8/2011 5:55	61.3	4/8/2011 23:05	63.4	6/8/2011 0:15	62.2	7/8/2011 1:25	61.3	8/8/2011 2:35	59.1	9/8/2011 3:45	64.5
3/8/2011 6:00	63.2	4/8/2011 23:10	63.0	6/8/2011 0:20	63.3	7/8/2011 1:30	61.1	8/8/2011 2:40	58.7	9/8/2011 3:50	60.1
3/8/2011 6:05	62.4	4/8/2011 23:15	63.0	6/8/2011 0:25	63.0	7/8/2011 1:35	61.7	8/8/2011 2:45	58.5	9/8/2011 3:55	59.7
3/8/2011 6:10	62.3	4/8/2011 23:20	63.3	6/8/2011 0:30	62.4	7/8/2011 1:40	61.7	8/8/2011 2:50	58.7	9/8/2011 4:00	58.8
3/8/2011 6:15	63.8	4/8/2011 23:25	63.2	6/8/2011 0:35	62.7	7/8/2011 1:45	61.6	8/8/2011 2:55	59.5	9/8/2011 4:05	58.7
3/8/2011 6:20	62.7	4/8/2011 23:30	63.1	6/8/2011 0:40	62.4	7/8/2011 1:50	61.5	8/8/2011 3:00	58.1	9/8/2011 4:10	59.5
3/8/2011 6:25	62.4	4/8/2011 23:35	63.5	6/8/2011 0:45	62.9	7/8/2011 1:55	61.1	8/8/2011 3:05	58.3	9/8/2011 4:15	59.3
3/8/2011 6:30	63.0	4/8/2011 23:40	63.8	6/8/2011 0:50	62.6	7/8/2011 2:00	61.8	8/8/2011 3:10	58.1	9/8/2011 4:20	59.3
3/8/2011 6:35	62.6	4/8/2011 23:45									

Real-time Noise Data RTN1 / FEHD Hong Kong Transport Section Whitefield Depot

9/8/2011 23:30	63.6	11/8/2011 0:40	62.7	12/8/2011 1:50	61.0	13/8/2011 3:00	61.0	14/8/2011 4:10	60.2	15/8/2011 5:20	58.8
9/8/2011 23:35	63.6	11/8/2011 0:45	61.3	12/8/2011 1:55	61.1	13/8/2011 3:05	60.4	14/8/2011 4:15	59.8	15/8/2011 5:25	59.5
9/8/2011 23:40	63.3	11/8/2011 0:50	62.3	12/8/2011 2:00	61.2	13/8/2011 3:10	60.8	14/8/2011 4:20	59.6	15/8/2011 5:30	59.6
9/8/2011 23:45	64.1	11/8/2011 0:55	61.6	12/8/2011 2:05	60.4	13/8/2011 3:15	60.4	14/8/2011 4:25	59.7	15/8/2011 5:35	59.9
9/8/2011 23:50	63.8	11/8/2011 1:00	62.2	12/8/2011 2:10	60.4	13/8/2011 3:20	60.4	14/8/2011 4:30	60.4	15/8/2011 5:40	60.4
9/8/2011 23:55	63.3	11/8/2011 1:05	61.0	12/8/2011 2:15	61.1	13/8/2011 3:25	60.4	14/8/2011 4:35	60.2	15/8/2011 5:45	60.9
10/8/2011 0:00	63.8	11/8/2011 1:10	61.3	12/8/2011 2:20	60.2	13/8/2011 3:30	60.1	14/8/2011 4:40	60.4	15/8/2011 5:50	60.9
10/8/2011 0:05	63.6	11/8/2011 1:15	61.2	12/8/2011 2:25	63.0	13/8/2011 3:35	60.3	14/8/2011 4:45	59.6	15/8/2011 5:55	60.8
10/8/2011 0:10	63.4	11/8/2011 1:20	61.4	12/8/2011 2:30	59.2	13/8/2011 3:40	60.3	14/8/2011 4:50	59.4	15/8/2011 6:00	60.9
10/8/2011 0:15	62.9	11/8/2011 1:25	61.5	12/8/2011 2:35	60.2	13/8/2011 3:45	60.2	14/8/2011 4:55	59.6	15/8/2011 6:05	62.6
10/8/2011 0:20	63.6	11/8/2011 1:30	62.7	12/8/2011 2:40	62.3	13/8/2011 3:50	60.4	14/8/2011 5:00	59.9	15/8/2011 6:10	62.2
10/8/2011 0:25	63.4	11/8/2011 1:35	62.5	12/8/2011 2:45	59.7	13/8/2011 3:55	60.4	14/8/2011 5:05	60.4	15/8/2011 6:15	62.1
10/8/2011 0:30	63.8	11/8/2011 1:40	63.0	12/8/2011 2:50	59.4	13/8/2011 4:00	59.9	14/8/2011 5:10	59.7	15/8/2011 6:20	62.5
10/8/2011 0:35	64.1	11/8/2011 1:45	63.3	12/8/2011 2:55	59.5	13/8/2011 4:05	60.0	14/8/2011 5:15	60.3	15/8/2011 6:25	62.9
10/8/2011 0:40	63.0	11/8/2011 1:50	61.7	12/8/2011 3:00	59.2	13/8/2011 4:10	60.2	14/8/2011 5:20	59.9	15/8/2011 6:30	63.2
10/8/2011 0:45	61.8	11/8/2011 1:55	67.2	12/8/2011 3:05	59.8	13/8/2011 4:15	60.1	14/8/2011 5:25	59.7	15/8/2011 6:35	63.7
10/8/2011 0:50	62.5	11/8/2011 2:00	67.8	12/8/2011 3:10	59.7	13/8/2011 4:20	60.3	14/8/2011 5:30	59.5	15/8/2011 6:40	64.4
10/8/2011 0:55	61.9	11/8/2011 2:05	69.2	12/8/2011 3:15	59.7	13/8/2011 4:25	60.2	14/8/2011 5:35	59.5	15/8/2011 6:45	64.2
10/8/2011 1:00	62.0	11/8/2011 2:10	62.8	12/8/2011 3:20	58.8	13/8/2011 4:30	59.9	14/8/2011 5:40	60.2	15/8/2011 6:50	64.0
10/8/2011 1:05	61.3	11/8/2011 2:15	61.9	12/8/2011 3:25	59.1	13/8/2011 4:35	59.9	14/8/2011 5:45	61.4	15/8/2011 6:55	64.5
10/8/2011 1:10	61.4	11/8/2011 2:20	61.4	12/8/2011 3:30	59.3	13/8/2011 4:40	59.9	14/8/2011 5:50	60.8	15/8/2011 7:00	58.7
10/8/2011 1:15	62.0	11/8/2011 2:25	61.1	12/8/2011 3:35	60.0	13/8/2011 4:45	59.9	14/8/2011 5:55	61.1	15/8/2011 7:05	60.1
10/8/2011 1:20	60.8	11/8/2011 2:30	59.9	12/8/2011 3:40	60.4	13/8/2011 4:50	59.6	14/8/2011 6:00	62.1	15/8/2011 7:10	58.3
10/8/2011 1:25	61.9	11/8/2011 2:35	60.2	12/8/2011 3:45	59.8	13/8/2011 4:55	59.9	14/8/2011 6:05	61.8	15/8/2011 7:15	57.9
10/8/2011 1:30	61.1	11/8/2011 2:40	60.3	12/8/2011 3:50	59.7	13/8/2011 5:00	59.8	14/8/2011 6:10	61.4	15/8/2011 7:20	58.1
10/8/2011 1:35	61.4	11/8/2011 2:45	59.6	12/8/2011 3:55	59.9	13/8/2011 5:05	61.9	14/8/2011 6:15	62.1	15/8/2011 7:25	58.9
10/8/2011 1:40	60.5	11/8/2011 2:50	59.8	12/8/2011 4:00	58.9	13/8/2011 5:10	60.4	14/8/2011 6:20	62.1	15/8/2011 7:30	58.5
10/8/2011 1:45	61.1	11/8/2011 2:55	60.0	12/8/2011 4:05	59.4	13/8/2011 5:15	60.3	14/8/2011 6:25	62.4	15/8/2011 7:35	59.3
10/8/2011 1:50	61.2	11/8/2011 3:00	60.2	12/8/2011 4:10	59.3	13/8/2011 5:20	60.4	14/8/2011 6:30	62.0	15/8/2011 7:40	59.9
10/8/2011 1:55	60.8	11/8/2011 3:05	59.4	12/8/2011 4:15	58.9	13/8/2011 5:25	60.4	14/8/2011 6:35	62.3	15/8/2011 7:45	59.3
10/8/2011 2:00	60.3	11/8/2011 3:10	59.0	12/8/2011 4:20	59.3	13/8/2011 5:30	60.6	14/8/2011 6:40	63.6	15/8/2011 7:50	58.2
10/8/2011 2:05	60.6	11/8/2011 3:15	58.7	12/8/2011 4:25	59.6	13/8/2011 5:35	60.6	14/8/2011 6:45	63.3	15/8/2011 7:55	59.1
10/8/2011 2:10	60.3	11/8/2011 3:20	59.3	12/8/2011 4:30	59.3	13/8/2011 5:40	61.3	14/8/2011 6:50	62.4	15/8/2011 8:00	63.0
10/8/2011 2:15	60.4	11/8/2011 3:25	59.3	12/8/2011 4:35	59.1	13/8/2011 5:45	61.0	14/8/2011 6:55	62.0	15/8/2011 8:05	61.6
10/8/2011 2:20	59.8	11/8/2011 3:30	59.3	12/8/2011 4:40	60.0	13/8/2011 5:50	61.2	14/8/2011 7:00	62.8	15/8/2011 8:10	62.9
10/8/2011 2:25	60.3	11/8/2011 3:35	59.8	12/8/2011 4:45	59.5	13/8/2011 5:55	61.4	14/8/2011 7:05	62.5	15/8/2011 8:15	61.4
10/8/2011 2:30	60.4	11/8/2011 3:40	58.5	12/8/2011 4:50	59.4	13/8/2011 6:00	61.6	14/8/2011 7:10	63.6	15/8/2011 8:20	62.7
10/8/2011 2:35	60.7	11/8/2011 3:45	59.8	12/8/2011 4:55	58.9	13/8/2011 6:05	62.0	14/8/2011 7:15	62.9	15/8/2011 8:25	62.4
10/8/2011 2:40	59.8	11/8/2011 3:50	59.4	12/8/2011 5:00	59.3	13/8/2011 6:10	62.1	14/8/2011 7:20	62.6	15/8/2011 8:30	62.5
10/8/2011 2:45	60.5	11/8/2011 3:55	58.9	12/8/2011 5:05	59.2	13/8/2011 6:15	62.4	14/8/2011 7:25	62.3	15/8/2011 8:35	61.8
10/8/2011 2:50	60.5	11/8/2011 4:00	58.5	12/8/2011 5:10	59.8	13/8/2011 6:20	62.7	14/8/2011 7:30	63.2	15/8/2011 8:40	61.7
10/8/2011 2:55	60.1	11/8/2011 4:05	58.1	12/8/2011 5:15	60.0	13/8/2011 6:25	62.9	14/8/2011 7:35	62.5	15/8/2011 8:45	62.0
10/8/2011 3:00	59.9	11/8/2011 4:10	59.1	12/8/2011 5:20	59.4	13/8/2011 6:30	63.1	14/8/2011 7:40	62.0	15/8/2011 8:50	61.4
10/8/2011 3:05	60.2	11/8/2011 4:15	57.9	12/8/2011 5:25	60.1	13/8/2011 6:35	63.2	14/8/2011 7:45	62.7	15/8/2011 8:55	61.6
10/8/2011 3:10	59.1	11/8/2011 4:20	58.3	12/8/2011 5:30	59.4	13/8/2011 6:40	63.6	14/8/2011 7:50	63.0	15/8/2011 9:00	61.4
10/8/2011 3:15	59.2	11/8/2011 4:25	58.5	12/8/2011 5:35	60.0	13/8/2011 6:45	63.6	14/8/2011 7:55	62.3	15/8/2011 1:05	60.8
10/8/2011 3:20	60.0	11/8/2011 4:30	59.3	12/8/2011 5:40	60.4	13/8/2011 6:50	63.9	15/8/2011 0:00	64.2	15/8/2011 1:10	60.8
10/8/2011 3:25	59.8	11/8/2011 4:35	59.2	12/8/2011 5:45	61.3	13/8/2011 6:55	63.9	15/8/2011 0:05	62.8	15/8/2011 1:15	59.7
10/8/2011 3:30	59.6	11/8/2011 4:40	58.7	12/8/2011 5:50	61.5	13/8/2011 7:00	63.3	15/8/2011 0:10	64.2	15/8/2011 1:20	60.8
10/8/2011 3:35	58.7	11/8/2011 4:45	59.4	12/8/2011 5:55	60.5	13/8/2011 7:05	62.8	15/8/2011 0:15	62.3	15/8/2011 1:25	60.8
10/8/2011 3:40	60.5	11/8/2011 4:50	59.8	12/8/2011 6:00	61.0	13/8/2011 7:10	63.1	15/8/2011 0:20	62.1	15/8/2011 1:30	60.3
10/8/2011 3:45	59.4	11/8/2011 4:55	58.9	12/8/2011 6:05	61.6	13/8/2011 7:15	63.7	15/8/2011 0:25	62.1	15/8/2011 1:35	60.0
10/8/2011 3:50	60.2	11/8/2011 5:00	59.3	12/8/2011 6:10	62.3	13/8/2011 7:20	63.4	15/8/2011 0:30	61.3	15/8/2011 1:40	61.0
10/8/2011 3:55	59.7	11/8/2011 5:05	59.9	12/8/2011 6:15	62.4	13/8/2011 7:25	63.3	15/8/2011 0:35	60.8	15/8/2011 1:45	59.6
10/8/2011 4:00	59.7	11/8/2011 5:10	59.3	12/8/2011 6:20	62.3	13/8/2011 7:30	63.0	15/8/2011 0:40	61.2	15/8/2011 1:50	59.8
10/8/2011 4:05	58.4	11/8/2011 5:15	59.8	12/8/2011 6:25	62.5	13/8/2011 7:35	62.9	15/8/2011 0:45	59.8	15/8/2011 1:55	59.6
10/8/2011 4:10	59.2	11/8/2011 5:20	59.6	12/8/2011 6:30	62.6	13/8/2011 7:40	63.3	15/8/2011 0:50	61.1	15/8/2011 2:00	60.7
10/8/2011 4:15	58.5	11/8/2011 5:25	59.9	12/8/2011 6:35	63.2	13/8/2011 7:45	62.6	15/8/2011 0:55	60.4	15/8/2011 2:05	60.8
10/8/2011 4:20	58.8	11/8/2011 5:30	60.2	12/8/2011 6:40	63.2	13/8/2011 7:50	63.3	15/8/2011 1:00	60.6	15/8/2011 2:10	59.5
10/8/2011 4:25	59.4	11/8/2011 5:35	60.1	12/8/2011 6:45	63.6	13/8/2011 7:55	63.6	15/8/2011 1:05	60.2	15/8/2011 2:15	59.5
10/8/2011 4:30	59.1	11/8/2011 5:40	59.9	12/8/2011 6:50	64.5	14/8/2011 0:00	62.9	15/8/2011 1:10	60.3	15/8/2011 2:20	58.9
10/8/2011 4:35	58.9	11/8/2011 5:45	61.4	12/8/2011 6:55	63.7	14/8/2011 0:05	63.1	15/8/2011 1:15	60.7	15/8/2011 2:25	59.8
10/8/2011 4:40	59.5	11/8/2011 5:50	61.0	12/8/2011 7:00	63.7	14/8/2011 0:10	63.5	15/8/2011 1:20	60.0	15/8/2011 2:30	59.3
10/8/2011 4:45	59.9	11/8/2011 5:55	61.3	12/8/2011 7:05	63.8	14/8/2011 0:15	63.0	15/8/2011 1:25	60.0	15/8/2011 2:35	59.4
10/8/2011 4:50	59.5	11/8/2011 6:00	62.7	12/8/2011 7:10	63.4	14/8/2011 0:20	62.4	15/8/2011 1:30	59.3	15/8/2011 2:40	58.6
10/8/2011 4:55	59.0	11/8/2011 6:05	61.2	12/8/2011 7:15	63.7	14/8/2011 0:25	62.6	15/8/2011 1:35	60.0	15/8/2011 2:45	58.7
10/8/2011 5:00	59.3	11/8/2011 6:10	61.6	12/8/2011 7:20	63.7	14/8/2011 0:30	62.7	15/8/2011 1:40	60.0	15/8/2011 2:50	60.1
10/8/2011 5:05	60.0	11/8/2011 6:15	62.7	12/8/2011 7:25	63.7	14/8/2011 0:35	62.5	15/8/2011 1:45	58.6	15/8/2011 2:55	58.3
10/8/2011 5:10	59.5	11/8/2011 6:20	62.6	12/8/2011 7:30	64.0	14/8/2011 0:40	61.5	15/8/2011 1:50	60.1	15/8/2011 3:00	57.9
10/8/2011 5:15	59.7	11/8/2011 6:25	62.7	12/8/2011 7:35	63.9	14/8/2011 0:45	61.7	15/8/2011 1:55	59.5	15/8/2011 3:05	58.1
10/8/2011 5:20	60.5	11/8/2011 6:30	63.1	12/8/2011 7:40	63.8	14/8/2011 0:50	61.8	15/8/2011 2:00	58.2	15/8/2011 3:10	58.9
10/8/2											

Real-time Noise Data RTN1 / FEHD Hong Kong Transport Section Whitefield Depot

16/8/2011 6:30	63.1	17/8/2011 23:40	63.2	19/8/2011 0:50	62.6	20/8/2011 2:00	61.8	21/8/2011 3:10	59.9	22/8/2011 4:20	58.2
16/8/2011 6:35	63.4	17/8/2011 23:45	63.2	19/8/2011 0:55	61.7	20/8/2011 2:05	61.5	21/8/2011 3:15	60.2	22/8/2011 4:25	58.2
16/8/2011 6:40	63.7	17/8/2011 23:50	63.1	19/8/2011 1:00	62.1	20/8/2011 2:10	61.1	21/8/2011 3:20	59.6	22/8/2011 4:30	58.8
16/8/2011 6:45	64.0	17/8/2011 23:55	62.6	19/8/2011 1:05	61.3	20/8/2011 2:15	61.5	21/8/2011 3:25	60.0	22/8/2011 4:35	58.5
16/8/2011 6:50	64.3	18/8/2011 0:00	63.8	19/8/2011 1:10	61.1	20/8/2011 2:20	62.1	21/8/2011 3:30	60.0	22/8/2011 4:40	58.0
16/8/2011 6:55	65.2	18/8/2011 0:05	63.3	19/8/2011 1:15	61.3	20/8/2011 2:25	61.7	21/8/2011 3:35	60.6	22/8/2011 4:45	58.5
16/8/2011 23:00	63.2	18/8/2011 0:10	63.0	19/8/2011 1:20	61.4	20/8/2011 2:30	61.7	21/8/2011 3:40	60.8	22/8/2011 4:50	58.0
16/8/2011 23:05	63.6	18/8/2011 0:15	62.5	19/8/2011 1:25	61.2	20/8/2011 2:35	60.8	21/8/2011 3:45	59.7	22/8/2011 4:55	58.8
16/8/2011 23:10	63.8	18/8/2011 0:20	63.5	19/8/2011 1:30	61.2	20/8/2011 2:40	62.1	21/8/2011 3:50	60.3	22/8/2011 5:00	59.0
16/8/2011 23:15	63.6	18/8/2011 0:25	63.0	19/8/2011 1:35	61.4	20/8/2011 2:45	61.0	21/8/2011 3:55	60.2	22/8/2011 5:05	60.1
16/8/2011 23:20	64.4	18/8/2011 0:30	63.7	19/8/2011 1:40	60.9	20/8/2011 2:50	60.9	21/8/2011 4:00	59.8	22/8/2011 5:10	59.0
16/8/2011 23:25	63.9	18/8/2011 0:35	62.8	19/8/2011 1:45	61.6	20/8/2011 2:55	60.9	21/8/2011 4:05	60.0	22/8/2011 5:15	59.1
16/8/2011 23:30	63.3	18/8/2011 0:40	62.2	19/8/2011 1:50	60.7	20/8/2011 3:00	61.2	21/8/2011 4:10	60.3	22/8/2011 5:20	58.8
16/8/2011 23:35	63.9	18/8/2011 0:45	62.4	19/8/2011 1:55	61.6	20/8/2011 3:05	60.6	21/8/2011 4:15	60.0	22/8/2011 5:25	59.0
16/8/2011 23:40	63.0	18/8/2011 0:50	61.8	19/8/2011 2:00	60.2	20/8/2011 3:10	61.9	21/8/2011 4:20	60.4	22/8/2011 5:30	60.4
16/8/2011 23:45	63.2	18/8/2011 0:55	62.3	19/8/2011 2:05	60.3	20/8/2011 3:15	60.0	21/8/2011 4:25	61.1	22/8/2011 5:35	60.0
16/8/2011 23:50	63.2	18/8/2011 1:00	62.3	19/8/2011 2:10	59.6	20/8/2011 3:20	59.8	21/8/2011 4:30	60.0	22/8/2011 5:40	59.8
16/8/2011 23:55	62.9	18/8/2011 1:05	61.4	19/8/2011 2:15	60.1	20/8/2011 3:25	60.7	21/8/2011 4:35	59.8	22/8/2011 5:45	61.1
17/8/2011 0:00	63.1	18/8/2011 1:10	61.7	19/8/2011 2:20	60.2	20/8/2011 3:30	61.0	21/8/2011 4:40	60.5	22/8/2011 5:50	60.2
17/8/2011 0:05	63.0	18/8/2011 1:15	61.6	19/8/2011 2:25	60.3	20/8/2011 3:35	60.5	21/8/2011 4:45	60.7	22/8/2011 5:55	61.7
17/8/2011 0:10	63.1	18/8/2011 1:20	61.5	19/8/2011 2:30	59.1	20/8/2011 3:40	62.0	21/8/2011 4:50	60.1	22/8/2011 6:00	62.4
17/8/2011 0:15	62.9	18/8/2011 1:25	61.8	19/8/2011 2:35	59.6	20/8/2011 3:45	61.3	21/8/2011 4:55	60.4	22/8/2011 6:05	62.0
17/8/2011 0:20	63.1	18/8/2011 1:30	61.1	19/8/2011 2:40	59.8	20/8/2011 3:50	60.3	21/8/2011 5:00	59.7	22/8/2011 6:10	61.8
17/8/2011 0:25	63.4	18/8/2011 1:35	60.5	19/8/2011 2:45	59.7	20/8/2011 3:55	61.9	21/8/2011 5:05	60.4	22/8/2011 6:15	61.6
17/8/2011 0:30	64.0	18/8/2011 1:40	61.1	19/8/2011 2:50	59.6	20/8/2011 4:00	60.3	21/8/2011 5:10	60.6	22/8/2011 6:20	62.1
17/8/2011 0:35	63.0	18/8/2011 1:45	61.2	19/8/2011 2:55	59.1	20/8/2011 4:05	60.0	21/8/2011 5:15	61.0	22/8/2011 6:25	63.7
17/8/2011 0:40	61.7	18/8/2011 1:50	60.5	19/8/2011 3:00	59.4	20/8/2011 4:10	60.5	21/8/2011 5:20	60.8	22/8/2011 6:30	63.2
17/8/2011 0:45	61.9	18/8/2011 1:55	60.0	19/8/2011 3:05	59.1	20/8/2011 4:15	60.4	21/8/2011 5:25	60.6	22/8/2011 6:35	63.9
17/8/2011 0:50	61.8	18/8/2011 2:00	59.6	19/8/2011 3:10	59.3	20/8/2011 4:20	60.9	21/8/2011 5:30	60.5	22/8/2011 6:40	64.2
17/8/2011 0:55	62.2	18/8/2011 2:05	61.7	19/8/2011 3:15	59.2	20/8/2011 4:25	60.6	21/8/2011 5:35	60.8	22/8/2011 6:45	64.1
17/8/2011 1:00	61.9	18/8/2011 2:10	60.8	19/8/2011 3:20	59.2	20/8/2011 4:30	60.3	21/8/2011 5:40	61.4	22/8/2011 6:50	64.3
17/8/2011 1:05	61.0	18/8/2011 2:15	59.7	19/8/2011 3:25	59.0	20/8/2011 4:35	59.3	21/8/2011 5:45	61.1	22/8/2011 6:55	64.7
17/8/2011 1:10	62.0	18/8/2011 2:20	59.5	19/8/2011 3:30	59.0	20/8/2011 4:40	60.0	21/8/2011 5:50	61.3	22/8/2011 7:00	63.3
17/8/2011 1:15	61.9	18/8/2011 2:25	59.9	19/8/2011 3:35	58.3	20/8/2011 4:45	60.4	21/8/2011 5:55	61.5	22/8/2011 7:05	63.1
17/8/2011 1:20	62.0	18/8/2011 2:30	60.7	19/8/2011 3:40	59.5	20/8/2011 4:50	59.3	21/8/2011 6:00	61.2	22/8/2011 7:10	63.1
17/8/2011 1:25	64.1	18/8/2011 2:35	60.9	19/8/2011 3:45	58.6	20/8/2011 4:55	60.0	21/8/2011 6:05	61.8	22/8/2011 7:15	63.1
17/8/2011 1:30	60.2	18/8/2011 2:40	60.1	19/8/2011 3:50	59.1	20/8/2011 5:00	63.3	21/8/2011 6:10	61.5	22/8/2011 7:20	64.9
17/8/2011 1:35	60.5	18/8/2011 2:45	59.7	19/8/2011 3:55	58.7	20/8/2011 5:05	61.2	21/8/2011 6:15	62.2	22/8/2011 7:25	62.7
17/8/2011 1:40	60.8	18/8/2011 2:50	60.6	19/8/2011 4:00	58.7	20/8/2011 5:10	59.6	21/8/2011 6:20	62.6	22/8/2011 7:30	62.7
17/8/2011 1:45	60.4	18/8/2011 2:55	60.2	19/8/2011 4:05	58.1	20/8/2011 5:15	60.4	21/8/2011 6:25	62.3	22/8/2011 7:35	63.3
17/8/2011 1:50	60.5	18/8/2011 3:00	59.4	19/8/2011 4:10	59.3	20/8/2011 5:20	59.4	21/8/2011 6:30	61.7	22/8/2011 7:40	62.7
17/8/2011 1:55	60.6	18/8/2011 3:05	58.8	19/8/2011 4:15	58.7	20/8/2011 5:25	60.3	21/8/2011 6:35	63.6	22/8/2011 7:45	62.2
17/8/2011 2:00	60.2	18/8/2011 3:10	59.5	19/8/2011 4:20	58.8	20/8/2011 5:30	60.0	21/8/2011 6:40	63.0	22/8/2011 7:50	62.6
17/8/2011 2:05	60.7	18/8/2011 3:15	59.6	19/8/2011 4:25	59.2	20/8/2011 5:35	60.8	21/8/2011 6:45	62.4	22/8/2011 7:55	62.8
17/8/2011 2:10	59.8	18/8/2011 3:20	59.6	19/8/2011 4:30	58.4	20/8/2011 5:40	61.3	21/8/2011 6:50	64.1	22/8/2011 8:00	62.9
17/8/2011 2:15	59.7	18/8/2011 3:25	59.7	19/8/2011 4:35	58.8	20/8/2011 5:45	60.6	21/8/2011 6:55	62.8	22/8/2011 8:05	62.5
17/8/2011 2:20	59.9	18/8/2011 3:30	59.6	19/8/2011 4:40	59.6	20/8/2011 5:50	60.2	21/8/2011 7:00	63.1	22/8/2011 8:10	62.7
17/8/2011 2:25	59.4	18/8/2011 3:35	59.0	19/8/2011 4:45	59.3	20/8/2011 5:55	62.1	21/8/2011 7:05	63.1	22/8/2011 8:15	61.9
17/8/2011 2:30	60.4	18/8/2011 3:40	59.3	19/8/2011 4:50	58.1	20/8/2011 6:00	61.8	21/8/2011 7:10	63.1	22/8/2011 8:20	62.3
17/8/2011 2:35	59.2	18/8/2011 3:45	59.4	19/8/2011 4:55	58.9	20/8/2011 6:05	62.6	21/8/2011 7:15	63.2	22/8/2011 8:25	62.9
17/8/2011 2:40	59.2	18/8/2011 3:50	59.8	19/8/2011 5:00	60.2	20/8/2011 6:10	61.4	21/8/2011 7:20	62.7	22/8/2011 8:30	62.1
17/8/2011 2:45	58.7	18/8/2011 3:55	59.1	19/8/2011 5:05	59.3	20/8/2011 6:15	62.9	21/8/2011 7:25	62.7	22/8/2011 8:35	62.3
17/8/2011 2:50	58.8	18/8/2011 4:00	59.4	19/8/2011 5:10	59.6	20/8/2011 6:20	62.3	21/8/2011 7:30	62.7	22/8/2011 8:40	61.2
17/8/2011 2:55	59.7	18/8/2011 4:05	59.0	19/8/2011 5:15	59.8	20/8/2011 6:25	63.2	21/8/2011 7:35	63.3	22/8/2011 8:45	62.4
17/8/2011 3:00	58.8	18/8/2011 4:10	59.3	19/8/2011 5:20	61.4	20/8/2011 6:30	63.0	21/8/2011 7:40	62.7	22/8/2011 8:50	61.3
17/8/2011 3:05	58.4	18/8/2011 4:15	59.4	19/8/2011 5:25	60.0	20/8/2011 6:35	63.5	21/8/2011 7:45	64.8	22/8/2011 8:55	61.1
17/8/2011 3:10	59.7	18/8/2011 4:20	59.7	19/8/2011 5:30	61.1	20/8/2011 6:40	63.9	21/8/2011 7:50	62.2	22/8/2011 9:00	60.2
17/8/2011 3:15	59.0	18/8/2011 4:25	58.6	19/8/2011 5:35	60.5	20/8/2011 6:45	63.3	21/8/2011 7:55	62.3	22/8/2011 9:05	60.4
17/8/2011 3:20	59.0	18/8/2011 4:30	59.4	19/8/2011 5:40	60.9	20/8/2011 6:50	63.2	22/8/2011 8:00	62.8	22/8/2011 9:10	60.3
17/8/2011 3:25	59.9	18/8/2011 4:35	59.4	19/8/2011 5:45	60.9	20/8/2011 6:55	63.9	22/8/2011 8:05	62.2	22/8/2011 9:15	60.4
17/8/2011 3:30	59.1	18/8/2011 4:40	58.7	19/8/2011 5:50	61.3	20/8/2011 7:00	63.3	22/8/2011 8:10	62.1	22/8/2011 9:20	60.4
17/8/2011 3:35	59.0	18/8/2011 4:45	59.6	19/8/2011 5:55	61.5	20/8/2011 7:05	63.3	22/8/2011 8:15	62.4	22/8/2011 9:25	60.8
17/8/2011 3:40	60.0	18/8/2011 4:50	58.8	19/8/2011 6:00	61.4	20/8/2011 7:10	63.3	22/8/2011 8:20	62.1	22/8/2011 9:30	60.3
17/8/2011 3:45	59.6	18/8/2011 4:55	59.5	19/8/2011 6:05	62.0	20/8/2011 7:15	63.8	22/8/2011 8:25	61.7	22/8/2011 9:35	60.7
17/8/2011 3:50	59.0	18/8/2011 5:00	58.5	19/8/2011 6:10	61.6	20/8/2011 7:20	63.6	22/8/2011 8:30	62.0	22/8/2011 9:40	60.7
17/8/2011 3:55	58.5	18/8/2011 5:05	59.9	19/8/2011 6:15	62.9	20/8/2011 7:25	63.2	22/8/2011 8:35	61.6	22/8/2011 9:45	60.6
17/8/2011 4:00	58.9	18/8/2011 5:10	60.3	19/8/2011 6:20	63.2	20/8/2011 7:30	63.7	22/8/2011 8:40	61.2	22/8/2011 9:50	61.2
17/8/2011 4:05	58.4	18/8/2011 5:15	60.3	19/8/2011 6:25	62.3	20/8/2011 7:35	63.9	22/8/2011 8:45	61.9	22/8/2011 9:55	59.6
17/8/2011 4:10	59.0	18/8/2011 5:20	59.1	19/8/2011 6:30	62.4	20/8/2011 7:40	63.0	22/8/2011 8:50	61.3	22/8/2011 10:00	60.2
17/8/2011 4:15	58.7	18/8/2011 5:25	61.0	19/8/2011 6:35	63.0	20/8/2011 7:45	63.8	22/8/2011 8:55	60.4	22/8/2011 10:05	60.2
17/8/2011 4:20	58.8	18/8/2011 5:30	60.2	19/8/2011 6:40	64.1	20/8/2011 7:50	63.9	22/8/2011 9:00	61.1	22/8/2011 10:10	5

Real-time Noise Data RTN1 (FEHD Hong Kong Transport Section Whitefield Depot)

23/8/2011 5:30	60.3	24/8/2011 6:40	63.6	25/8/2011 23:50	63.8	27/8/2011 1:00	61.7
23/8/2011 5:35	61.9	24/8/2011 6:45	64.3	25/8/2011 23:55	63.8	27/8/2011 1:05	62.5
23/8/2011 5:40	60.3	24/8/2011 6:50	64.3	26/8/2011 0:00	63.4	27/8/2011 1:10	62.2
23/8/2011 5:45	60.5	24/8/2011 6:55	64.2	26/8/2011 0:05	64.4	27/8/2011 1:15	61.9
23/8/2011 5:50	60.8	24/8/2011 23:00	63.4	26/8/2011 0:10	63.4	27/8/2011 1:20	62.0
23/8/2011 5:55	62.4	24/8/2011 23:05	63.4	26/8/2011 0:15	63.5	27/8/2011 1:25	62.2
23/8/2011 6:00	61.2	24/8/2011 23:10	64.1	26/8/2011 0:20	63.0	27/8/2011 1:30	62.1
23/8/2011 6:05	61.9	24/8/2011 23:15	63.8	26/8/2011 0:25	63.2	27/8/2011 1:35	62.0
23/8/2011 6:10	61.4	24/8/2011 23:20	63.6	26/8/2011 0:30	63.1	27/8/2011 1:40	61.5
23/8/2011 6:15	61.9	24/8/2011 23:25	62.9	26/8/2011 0:35	63.2	27/8/2011 1:45	62.0
23/8/2011 6:20	62.4	24/8/2011 23:30	63.5	26/8/2011 0:40	62.7	27/8/2011 1:50	61.9
23/8/2011 6:25	62.1	24/8/2011 23:35	65.0	26/8/2011 0:45	62.5	27/8/2011 1:55	61.9
23/8/2011 6:30	62.4	24/8/2011 23:40	63.4	26/8/2011 0:50	61.4	27/8/2011 2:00	61.7
23/8/2011 6:35	63.5	24/8/2011 23:45	62.7	26/8/2011 0:55	62.0	27/8/2011 2:05	61.2
23/8/2011 6:40	64.4	24/8/2011 23:50	63.4	26/8/2011 1:00	61.6	27/8/2011 2:10	61.5
23/8/2011 6:45	64.0	24/8/2011 23:55	63.4	26/8/2011 1:05	60.9	27/8/2011 2:15	61.5
23/8/2011 6:50	64.1	25/8/2011 0:00	62.6	26/8/2011 1:10	61.6	27/8/2011 2:20	61.4
23/8/2011 6:55	64.0	25/8/2011 0:05	63.1	26/8/2011 1:15	61.6	27/8/2011 2:25	61.3
23/8/2011 23:00	63.5	25/8/2011 0:10	62.8	26/8/2011 1:20	62.1	27/8/2011 2:30	61.5
23/8/2011 23:05	63.6	25/8/2011 0:15	62.5	26/8/2011 1:25	61.7	27/8/2011 2:35	60.4
23/8/2011 23:10	63.9	25/8/2011 0:20	62.5	26/8/2011 1:30	60.9	27/8/2011 2:40	61.3
23/8/2011 23:15	62.9	25/8/2011 0:25	62.9	26/8/2011 1:35	60.5	27/8/2011 2:45	60.7
23/8/2011 23:20	63.4	25/8/2011 0:30	62.2	26/8/2011 1:40	61.3	27/8/2011 2:50	61.5
23/8/2011 23:25	63.1	25/8/2011 0:35	61.4	26/8/2011 1:45	60.6	27/8/2011 2:55	60.1
23/8/2011 23:30	63.3	25/8/2011 0:40	62.0	26/8/2011 1:50	60.8	27/8/2011 3:00	61.6
23/8/2011 23:35	63.1	25/8/2011 0:45	61.9	26/8/2011 1:55	61.2	27/8/2011 3:05	60.6
23/8/2011 23:40	62.2	25/8/2011 0:50	61.0	26/8/2011 2:00	60.9	27/8/2011 3:10	61.4
23/8/2011 23:45	62.5	25/8/2011 0:55	60.9	26/8/2011 2:05	60.6	27/8/2011 3:15	61.1
23/8/2011 23:50	62.9	25/8/2011 1:00	61.6	26/8/2011 2:10	60.1	27/8/2011 3:20	60.9
23/8/2011 23:55	62.7	25/8/2011 1:05	61.3	26/8/2011 2:15	60.3	27/8/2011 3:25	60.6
24/8/2011 0:00	63.3	25/8/2011 1:10	60.1	26/8/2011 2:20	60.1	27/8/2011 3:30	60.1
24/8/2011 0:05	62.7	25/8/2011 1:15	60.8	26/8/2011 2:25	59.6	27/8/2011 3:35	60.8
24/8/2011 0:10	62.2	25/8/2011 1:20	60.6	26/8/2011 2:30	60.8	27/8/2011 3:40	60.3
24/8/2011 0:15	63.0	25/8/2011 1:25	61.5	26/8/2011 2:35	59.7	27/8/2011 3:45	60.6
24/8/2011 0:20	62.5	25/8/2011 1:30	60.9	26/8/2011 2:40	60.2	27/8/2011 3:50	61.0
24/8/2011 0:25	62.6	25/8/2011 1:35	60.6	26/8/2011 2:45	60.5	27/8/2011 3:55	60.6
24/8/2011 0:30	63.1	25/8/2011 1:40	60.1	26/8/2011 2:50	60.8	27/8/2011 4:00	59.8
24/8/2011 0:35	62.2	25/8/2011 1:45	60.4	26/8/2011 2:55	60.1	27/8/2011 4:05	60.7
24/8/2011 0:40	61.4	25/8/2011 1:50	60.5	26/8/2011 3:00	59.6	27/8/2011 4:10	60.1
24/8/2011 0:45	61.2	25/8/2011 1:55	59.9	26/8/2011 3:05	59.7	27/8/2011 4:15	60.5
24/8/2011 0:50	61.5	25/8/2011 2:00	60.8	26/8/2011 3:10	59.1	27/8/2011 4:20	60.3
24/8/2011 0:55	61.6	25/8/2011 2:05	59.6	26/8/2011 3:15	59.6	27/8/2011 4:25	60.4
24/8/2011 1:00	61.4	25/8/2011 2:10	59.4	26/8/2011 3:20	59.3	27/8/2011 4:30	60.2
24/8/2011 1:05	60.4	25/8/2011 2:15	59.4	26/8/2011 3:25	58.1	27/8/2011 4:35	60.1
24/8/2011 1:10	61.6	25/8/2011 2:20	59.4	26/8/2011 3:30	59.7	27/8/2011 4:40	60.0
24/8/2011 1:15	60.9	25/8/2011 2:25	59.8	26/8/2011 3:35	59.2	27/8/2011 4:45	60.1
24/8/2011 1:20	60.7	25/8/2011 2:30	59.1	26/8/2011 3:40	59.7	27/8/2011 4:50	59.6
24/8/2011 1:25	60.8	25/8/2011 2:35	59.5	26/8/2011 3:45	61.0	27/8/2011 4:55	59.4
24/8/2011 1:30	61.1	25/8/2011 2:40	59.2	26/8/2011 3:50	59.7	27/8/2011 5:00	60.0
24/8/2011 1:35	60.7	25/8/2011 2:45	59.2	26/8/2011 3:55	59.6	27/8/2011 5:05	60.2
24/8/2011 1:40	60.4	25/8/2011 2:50	59.2	26/8/2011 4:00	59.9	27/8/2011 5:10	60.3
24/8/2011 1:45	60.3	25/8/2011 2:55	59.5	26/8/2011 4:05	59.1	27/8/2011 5:15	59.9
24/8/2011 1:50	60.0	25/8/2011 3:00	59.2	26/8/2011 4:10	59.0	27/8/2011 5:20	60.6
24/8/2011 1:55	59.5	25/8/2011 3:05	58.5	26/8/2011 4:15	59.4	27/8/2011 5:25	59.4
24/8/2011 2:00	61.0	25/8/2011 3:10	58.6	26/8/2011 4:20	59.5	27/8/2011 5:30	60.1
24/8/2011 2:05	59.7	25/8/2011 3:15	59.4	26/8/2011 4:25	59.5	27/8/2011 5:35	61.1
24/8/2011 2:10	58.9	25/8/2011 3:20	59.0	26/8/2011 4:30	60.4	27/8/2011 5:40	60.4
24/8/2011 2:15	58.9	25/8/2011 3:25	59.3	26/8/2011 4:35	60.0	27/8/2011 5:45	61.3
24/8/2011 2:20	59.5	25/8/2011 3:30	59.7	26/8/2011 4:40	59.3	27/8/2011 5:50	61.2
24/8/2011 2:25	58.8	25/8/2011 3:35	59.1	26/8/2011 4:45	60.0	27/8/2011 5:55	61.4
24/8/2011 2:30	59.0	25/8/2011 3:40	59.1	26/8/2011 4:50	59.2	27/8/2011 6:00	61.2
24/8/2011 2:35	59.8	25/8/2011 3:45	58.6	26/8/2011 4:55	59.5	27/8/2011 6:05	62.2
24/8/2011 2:40	59.5	25/8/2011 3:50	58.8	26/8/2011 5:00	60.4	27/8/2011 6:10	62.0
24/8/2011 2:45	58.9	25/8/2011 3:55	59.3	26/8/2011 5:05	58.7	27/8/2011 6:15	61.8
24/8/2011 2:50	59.4	25/8/2011 4:00	58.0	26/8/2011 5:10	59.5	27/8/2011 6:20	63.3
24/8/2011 2:55	58.7	25/8/2011 4:05	58.4	26/8/2011 5:15	59.6	27/8/2011 6:25	62.5
24/8/2011 3:00	58.8	25/8/2011 4:10	58.5	26/8/2011 5:20	59.4	27/8/2011 6:30	63.3
24/8/2011 3:05	58.6	25/8/2011 4:15	58.8	26/8/2011 5:25	59.7	27/8/2011 6:35	62.6
24/8/2011 3:10	58.7	25/8/2011 4:20	58.7	26/8/2011 5:30	59.9	27/8/2011 6:40	63.2
24/8/2011 3:15	59.2	25/8/2011 4:25	58.2	26/8/2011 5:35	60.2	27/8/2011 6:45	62.9
24/8/2011 3:20	58.6	25/8/2011 4:30	59.2	26/8/2011 5:40	60.9	27/8/2011 6:50	64.2
24/8/2011 3:25	58.3	25/8/2011 4:35	60.0	26/8/2011 5:45	60.8	27/8/2011 6:55	63.3
24/8/2011 3:30	58.5	25/8/2011 4:40	59.0	26/8/2011 5:50	61.0	27/8/2011 23:00	64.3
24/8/2011 3:35	58.1	25/8/2011 4:45	59.0	26/8/2011 5:55	60.7	27/8/2011 23:05	63.4
24/8/2011 3:40	59.5	25/8/2011 4:50	57.9	26/8/2011 6:00	60.8	27/8/2011 23:10	63.6
24/8/2011 3:45	59.7	25/8/2011 4:55	59.6	26/8/2011 6:05	60.7	27/8/2011 23:15	63.9
24/8/2011 3:50	58.5	25/8/2011 5:00	58.6	26/8/2011 6:10	61.8	27/8/2011 23:20	63.7
24/8/2011 3:55	58.9	25/8/2011 5:05	60.2	26/8/2011 6:15	62.3	27/8/2011 23:25	64.1
24/8/2011 4:00	58.8	25/8/2011 5:10	60.0	26/8/2011 6:20	62.8	27/8/2011 23:30	63.4
24/8/2011 4:05	58.8	25/8/2011 5:15	59.5	26/8/2011 6:25	63.1	27/8/2011 23:35	63.9
24/8/2011 4:10	58.9	25/8/2011 5:20	60.2	26/8/2011 6:30	63.8	27/8/2011 23:40	63.5
24/8/2011 4:15	57.5	25/8/2011 5:25	59.6	26/8/2011 6:35	64.3	27/8/2011 23:45	63.7
24/8/2011 4:20	59.0	25/8/2011 5:30	60.5	26/8/2011 6:40	64.2	27/8/2011 23:50	63.5
24/8/2011 4:25	58.3	25/8/2011 5:35	60.0	26/8/2011 6:45	64.0	27/8/2011 23:55	64.1
24/8/2011 4:30	58.5	25/8/2011 5:40	60.6	26/8/2011 6:50	65.0		
24/8/2011 4:35	58.3	25/8/2011 5:45	60.9	26/8/2011 6:55	64.4		
24/8/2011 4:40	59.3	25/8/2011 5:50	61.0	26/8/2011 23:00	63.6		
24/8/2011 4:45	58.7	25/8/2011 5:55	60.2	26/8/2011 23:05	63.5		
24/8/2011 4:50	59.2	25/8/2011 6:00	61.0	26/8/2011 23:10	64.1		
24/8/2011 4:55	58.9	25/8/2011 6:05	62.3	26/8/2011 23:15	63.1		
24/8/2011 5:00	59.5	25/8/2011 6:10	62.2	26/8/2011 23:20	63.8		
24/8/2011 5:05	59.3	25/8/2011 6:15	61.8	26/8/2011 23:25	64.0		
24/8/2011 5:10	59.1	25/8/2011 6:20	62.7	26/8/2011 23:30	64.2		
24/8/2011 5:15	59.8	25/8/2011 6:25	63.0	26/8/2011 23:35	63.8		
24/8/2011 5:20	59.7	25/8/2011 6:30	63.8	26/8/2011 23:40	63.8		
24/8/2011 5:25	60.6	25/8/2011 6:35	63.3	26/8/2011 23:45	63.9		
24/8/2011 5:30	59.9	25/8/2011 6:40	64.3	26/8/2011 23:50	63.6		
24/8/2011 5:35	59.7	25/8/2011 6:45	64.0	26/8/2011 23:55	63.6		
24/8/2011 5:40	61.3	25/8/2011 6:50	64.4	27/8/2011 0:00	63.5		
24/8/2011 5:45	61.4	25/8/2011 6:55	64.6	27/8/2011 0:05	63.5		
24/8/2011 5:50	60.8	25/8/2011 23:00	64.0	27/8/2011 0:10	64.3		
24/8/2011 5:55	61.6	25/8/2011 23:05	64.0	27/8/2011 0:15	63.9		
24/8/2011 6:00	61.1	25/8/2011 23:10	63.4	27/8/2011 0:20	63.2		
24/8/2011 6:05	62.3	25/8/2011 23:15	63.9	27/8/2011 0:25	64.2		
24/8/2011 6:10	61.9	25/8/2011 23:20	64.0	27/8/2011 0:30	63.4		
24/8/2011 6:15	62.2	25/8/2011 23:25	64.0	27/8/2011 0:35	63.5		
24/8/2011 6:20	62.9	25/8/2011 23:30	63.9	27/8/2011 0:40	63.3		
24/8/2011 6:25	62.7	25/8/2011 23:35	63.0	27/8/2011 0:45	63.2		
24/8/2011 6:30	63.1	25/8/2011 23:40	63.5	27/8/2011 0:50			

Real-time Noise Data RTN2 (Oil Street Community Liaison Centre)

Normal Day 07:00-19:00													
28/7/2011 7:01	63.0	2/8/2011 13:31	70.0	8/8/2011 8:31	68.4	12/8/2011 15:31	68.0	18/8/2011 10:31	67.3	23/8/2011 17:31	66.9		
28/7/2011 7:31	64.3	2/8/2011 14:01	70.4	8/8/2011 9:01	66.5	12/8/2011 16:01	68.0	18/8/2011 11:01	67.5	23/8/2011 18:01	67.5		
28/7/2011 8:01	65.7	2/8/2011 14:31	69.1	8/8/2011 9:31	67.3	12/8/2011 16:31	69.0	18/8/2011 11:31	68.2	23/8/2011 18:31	68.8		
28/7/2011 8:31	65.4	2/8/2011 15:01	69.5	8/8/2011 10:01	69.0	12/8/2011 17:01	68.1	18/8/2011 12:01	66.7	24/8/2011 7:01	62.8		
28/7/2011 9:01	65.7	2/8/2011 15:31	69.3	8/8/2011 10:31	67.8	12/8/2011 17:31	68.5	18/8/2011 12:31	67.1	24/8/2011 7:31	65.0		
28/7/2011 9:31	66.1	2/8/2011 16:01	68.7	8/8/2011 11:01	68.2	12/8/2011 18:01	67.5	18/8/2011 13:01	68.4	24/8/2011 8:01	65.7		
28/7/2011 10:01	66.6	2/8/2011 16:31	69.3	8/8/2011 11:31	66.5	12/8/2011 18:31	65.9	18/8/2011 13:31	68.0	24/8/2011 8:31	66.2		
28/7/2011 10:31	67.2	2/8/2011 17:01	66.3	8/8/2011 12:01	65.8	13/8/2011 7:01	64.2	18/8/2011 14:01	67.8	24/8/2011 9:01	66.6		
28/7/2011 11:01	67.1	2/8/2011 17:31	67.6	8/8/2011 12:31	67.4	13/8/2011 7:31	64.9	18/8/2011 14:31	66.8	24/8/2011 9:31	67.1		
28/7/2011 11:31	65.7	2/8/2011 18:01	66.6	8/8/2011 13:01	67.3	13/8/2011 8:01	67.7	18/8/2011 15:01	67.3	24/8/2011 10:01	67.1		
28/7/2011 12:01	66.7	2/8/2011 18:31	66.5	8/8/2011 13:31	68.6	13/8/2011 8:31	70.2	18/8/2011 15:31	67.0	24/8/2011 10:31	67.1		
28/7/2011 12:31	66.0	3/8/2011 7:01	63.6	8/8/2011 14:01	69.5	13/8/2011 9:01	70.0	18/8/2011 16:01	67.5	24/8/2011 11:01	67.7		
28/7/2011 12:59	65.9	3/8/2011 7:31	63.9	8/8/2011 14:31	70.0	13/8/2011 9:31	69.4	18/8/2011 16:31	67.2	24/8/2011 11:31	66.9		
28/7/2011 13:01	67.3	3/8/2011 8:01	67.3	8/8/2011 15:01	69.8	13/8/2011 10:01	69.1	18/8/2011 17:01	67.8	24/8/2011 12:01	66.1		
28/7/2011 13:31	67.0	3/8/2011 8:31	66.5	8/8/2011 15:31	71.0	13/8/2011 10:31	68.9	18/8/2011 17:31	67.6	24/8/2011 12:31	65.9		
28/7/2011 14:01	66.9	3/8/2011 9:01	66.0	8/8/2011 16:01	69.5	13/8/2011 11:01	69.3	18/8/2011 18:01	66.7	24/8/2011 13:01	69.8		
28/7/2011 14:31	66.5	3/8/2011 9:31	66.5	8/8/2011 16:31	69.9	13/8/2011 11:31	69.4	18/8/2011 18:31	63.9	24/8/2011 13:31	68.0		
28/7/2011 15:01	67.0	3/8/2011 10:01	65.9	8/8/2011 17:01	69.5	13/8/2011 12:01	66.1	19/8/2011 7:01	63.7	24/8/2011 14:01	68.6		
28/7/2011 15:31	67.2	3/8/2011 10:31	67.0	8/8/2011 17:31	71.1	13/8/2011 12:31	66.8	19/8/2011 7:31	64.2	24/8/2011 14:31	68.1		
28/7/2011 16:01	67.6	3/8/2011 11:01	67.1	8/8/2011 18:01	70.5	13/8/2011 13:01	67.8	19/8/2011 8:01	67.5	24/8/2011 15:01	67.9		
28/7/2011 16:31	67.1	3/8/2011 11:31	66.7	8/8/2011 18:31	68.6	13/8/2011 13:31	68.1	19/8/2011 8:31	67.5	24/8/2011 15:31	67.4		
28/7/2011 17:01	66.7	3/8/2011 12:01	65.2	9/8/2011 7:01	64.7	13/8/2011 14:01	68.1	19/8/2011 9:01	68.1	24/8/2011 16:01	67.4		
28/7/2011 17:31	67.1	3/8/2011 12:31	65.3	9/8/2011 7:31	68.0	13/8/2011 14:31	67.2	19/8/2011 9:31	69.4	24/8/2011 16:31	66.5		
28/7/2011 18:01	65.8	3/8/2011 13:01	66.1	9/8/2011 8:01	70.8	13/8/2011 15:01	68.5	19/8/2011 10:01	70.9	24/8/2011 17:01	66.2		
28/7/2011 18:31	63.9	3/8/2011 13:31	67.5	9/8/2011 8:31	71.7	13/8/2011 15:31	67.9	19/8/2011 10:31	69.3	24/8/2011 17:31	66.7		
29/7/2011 7:01	64.0	3/8/2011 14:01	66.8	9/8/2011 9:01	71.5	13/8/2011 16:01	68.0	19/8/2011 11:01	69.8	24/8/2011 18:01	66.7		
29/7/2011 7:31	65.3	3/8/2011 14:31	67.5	9/8/2011 9:31	70.7	13/8/2011 16:31	68.7	19/8/2011 11:31	70.3	24/8/2011 18:31	65.7		
29/7/2011 8:01	66.9	3/8/2011 15:01	68.2	9/8/2011 10:01	68.9	13/8/2011 17:01	67.4	19/8/2011 12:01	69.5	25/8/2011 7:01	66.6		
29/7/2011 8:31	67.1	3/8/2011 15:31	68.8	9/8/2011 10:31	69.6	13/8/2011 17:31	68.7	19/8/2011 12:31	66.7	25/8/2011 7:31	64.8		
29/7/2011 9:01	66.7	3/8/2011 16:01	68.8	9/8/2011 11:01	69.7	13/8/2011 18:01	71.3	19/8/2011 13:01	68.9	25/8/2011 8:01	68.9		
29/7/2011 9:31	68.9	3/8/2011 16:31	69.2	9/8/2011 11:31	67.1	13/8/2011 18:31	70.8	19/8/2011 13:31	70.7	25/8/2011 8:31	72.1		
29/7/2011 10:01	69.9	3/8/2011 17:01	69.3	9/8/2011 12:01	67.9	15/8/2011 7:01	62.5	19/8/2011 14:01	69.1	25/8/2011 9:01	70.2		
29/7/2011 10:31	69.6	3/8/2011 17:31	66.2	9/8/2011 12:31	66.8	15/8/2011 7:31	63.7	19/8/2011 14:31	68.2	25/8/2011 9:31	70.4		
29/7/2011 11:01	68.1	3/8/2011 18:01	65.7	9/8/2011 13:01	67.3	15/8/2011 8:01	67.3	19/8/2011 15:01	69.5	25/8/2011 10:01	59.4		
29/7/2011 11:31	69.8	3/8/2011 18:31	65.8	9/8/2011 13:31	67.4	15/8/2011 8:31	68.1	19/8/2011 15:31	69.5	25/8/2011 10:31	63.7		
29/7/2011 12:01	69.0	4/8/2011 7:01	63.8	9/8/2011 14:01	67.4	15/8/2011 9:01	67.7	19/8/2011 16:01	70.9	25/8/2011 11:01	65.3		
29/7/2011 12:31	68.0	4/8/2011 7:31	65.3	9/8/2011 14:31	67.8	15/8/2011 9:31	67.4	19/8/2011 16:31	70.5	25/8/2011 11:31	70.3		
29/7/2011 13:01	65.2	4/8/2011 8:01	67.4	9/8/2011 15:01	68.1	15/8/2011 10:01	67.3	19/8/2011 17:01	70.9	25/8/2011 12:01	65.4		
29/7/2011 13:31	67.3	4/8/2011 8:31	66.7	9/8/2011 15:31	67.8	15/8/2011 10:31	68.1	19/8/2011 17:31	71.3	25/8/2011 12:31	67.9		
29/7/2011 14:01	68.4	4/8/2011 9:01	67.4	9/8/2011 16:01	69.1	15/8/2011 11:01	67.5	19/8/2011 18:01	71.3	25/8/2011 13:01	57.6		
29/7/2011 14:31	69.2	4/8/2011 9:31	67.2	9/8/2011 16:31	70.2	15/8/2011 11:31	68.5	19/8/2011 18:31	69.9	25/8/2011 13:31	72.5		
29/7/2011 15:01	67.4	4/8/2011 10:01	67.0	9/8/2011 17:01	69.8	15/8/2011 12:01	71.5	20/8/2011 7:01	62.3	25/8/2011 14:01	72.3		
29/7/2011 15:31	68.3	4/8/2011 10:31	67.0	9/8/2011 17:31	68.2	15/8/2011 12:31	70.8	20/8/2011 7:31	62.9	25/8/2011 14:31	65.5		
29/7/2011 16:01	71.0	4/8/2011 11:01	67.5	9/8/2011 18:01	66.6	15/8/2011 13:01	68.8	20/8/2011 8:01	68.2	25/8/2011 15:01	72.6		
29/7/2011 16:31	66.7	4/8/2011 11:31	67.9	9/8/2011 18:31	64.3	15/8/2011 13:31	67.6	20/8/2011 8:31	70.1	25/8/2011 15:31	58.4		
29/7/2011 17:01	67.9	4/8/2011 12:01	67.1	10/8/2011 7:01	65.2	15/8/2011 14:01	68.0	20/8/2011 9:01	70.4	25/8/2011 16:01	58.6		
29/7/2011 17:31	69.4	4/8/2011 12:31	66.1	10/8/2011 7:31	66.9	15/8/2011 14:31	68.8	20/8/2011 9:31	69.6	25/8/2011 16:31	57.8		
29/7/2011 18:01	66.4	4/8/2011 13:01	67.1	10/8/2011 8:01	68.0	15/8/2011 15:01	69.1	20/8/2011 10:01	69.9	25/8/2011 17:01	72.4		
29/7/2011 18:31	65.0	4/8/2011 13:31	67.3	10/8/2011 8:31	67.7	15/8/2011 15:31	69.0	20/8/2011 10:31	70.5	25/8/2011 17:31	59.9		
30/7/2011 7:01	62.0	4/8/2011 14:01	66.2	10/8/2011 9:01	68.3	15/8/2011 16:01	69.3	20/8/2011 11:01	70.6	25/8/2011 18:01	70.5		
30/7/2011 7:31	63.9	4/8/2011 14:31	68.4	10/8/2011 9:31	69.0	15/8/2011 16:31	70.3	20/8/2011 11:31	69.6	25/8/2011 18:31	70.1		
30/7/2011 8:01	62.9	4/8/2011 15:01	68.5	10/8/2011 10:01	68.8	15/8/2011 17:01	70.0	20/8/2011 12:01	68.9	26/8/2011 7:01	63.8		
30/7/2011 8:31	64.0	4/8/2011 15:31	69.1	10/8/2011 10:31	68.9	15/8/2011 17:31	72.1	20/8/2011 12:31	70.1	26/8/2011 7:31	64.4		
30/7/2011 9:01	64.0	4/8/2011 16:01	69.3	10/8/2011 11:01	69.2	15/8/2011 18:01	68.7	20/8/2011 13:01	70.8	26/8/2011 8:01	71.5		
30/7/2011 9:31	64.5	4/8/2011 16:31	68.8	10/8/2011 11:31	68.9	15/8/2011 18:31	67.6	20/8/2011 13:31	70.0	26/8/2011 8:31	66.2		
30/7/2011 10:01	64.6	4/8/2011 17:01	69.6	10/8/2011 12:01	67.6	16/8/2011 7:01	63.8	20/8/2011 14:01	68.9	26/8/2011 9:01	72.4		
30/7/2011 10:31	65.1	4/8/2011 17:31	69.3	10/8/2011 12:31	70.0	16/8/2011 7:31	65.0	20/8/2011 14:31	68.6	26/8/2011 9:31	71.1		
30/7/2011 11:01	64.9	4/8/2011 18:01	69.2	10/8/2011 13:01	71.3	16/8/2011 8:01	66.7	20/8/2011 15:01	67.8	26/8/2011 10:01	69.6		
30/7/2011 11:31	64.3	4/8/2011 18:31	69.7	10/8/2011 13:31	71.9	16/8/2011 8:31	67.4	20/8/2011 15:31	67.6	26/8/2011 10:31	68.3		
30/7/2011 12:01	64.4	5/8/2011 7:01	63.4	10/8/2011 14:01	69.7	16/8/2011 9:01	68.8	20/8/2011 16:01	67.9	26/8/2011 11:01	69.5		
30/7/2011 12:31	64.4	5/8/2011 7:31	64.4	10/8/2011 14:31	70.6	16/8/2011 9:31	67.0	20/8/2011 16:31	68.3	26/8/2011 11:31	68.4		
30/7/2011 13:01	63.4	5/8/2011 8:01	67.3	10/8/2011 15:01	70.2	16/8/2011 10:01	68.4	20/8/2011 17:01	67.5	26/8/2011 12:01	66.1		
30/7/2011 13:31	63.3	5/8/2011 8:31	67.2	10/8/2011 15:31	69.5	16/8/2011 10:31	67.7	20/8/2011 17:31	66.8	26/8/2011 12:31	65.8		
30/7/2011 14:01	62.8	5/8/2011 9:01	68.2	10/8/2011 16:01	69.5	16/8/2011 11:01	67.0	20/8/2011 18:01	64.3	26/8/2011 13:01	69.7		
30/7/2011 14:31	63.4	5/8/2011 9:31	68.4	10/8/2011 16:31	68.3	16/8/2011 11:31	66.6	20/8/2011 18:31	66.7	26/8/2011 13:31	69.2		
30/7/2011 15:01	62.9	5/8/2011 10:01	67.3	10/8/2011 17:01	68.9	16/8/2011 12:01	65.7	22/8/2011 7:01	63.0	26/8/2011 14:01	70.0		
30/7/2011 15:31	62.7	5/8/2011 10:31	66.6	10/8/2011 17:31									

Real-time Noise Data RTN2 (Oil Street Community Liaison Centre)

28/7/2011 19:41	62.5	30/7/2011 20:51	64.5	31/7/2011 14:01	67.1	1/8/2011 19:11	64.8	3/8/2011 20:21	62.1	5/8/2011 21:31	61.4
28/7/2011 19:46	62.0	30/7/2011 20:56	63.9	31/7/2011 14:06	66.9	1/8/2011 19:16	63.5	3/8/2011 20:26	62.0	5/8/2011 21:36	61.5
28/7/2011 19:51	62.4	30/7/2011 21:01	64.8	31/7/2011 14:11	66.9	1/8/2011 19:21	63.4	3/8/2011 20:31	61.5	5/8/2011 21:41	60.9
28/7/2011 19:56	62.1	30/7/2011 21:06	63.7	31/7/2011 14:16	66.8	1/8/2011 19:26	63.9	3/8/2011 20:36	61.6	5/8/2011 21:46	61.1
28/7/2011 20:01	61.9	30/7/2011 21:11	64.6	31/7/2011 14:21	67.0	1/8/2011 19:31	63.7	3/8/2011 20:41	61.1	5/8/2011 21:51	61.8
28/7/2011 20:06	62.4	30/7/2011 21:16	64.2	31/7/2011 14:26	66.5	1/8/2011 19:36	63.9	3/8/2011 20:46	61.5	5/8/2011 21:56	62.4
28/7/2011 20:11	62.1	30/7/2011 21:21	63.4	31/7/2011 14:31	66.5	1/8/2011 19:41	62.8	3/8/2011 20:51	61.6	5/8/2011 22:01	61.7
28/7/2011 20:16	61.7	30/7/2011 21:26	65.1	31/7/2011 14:36	66.9	1/8/2011 19:46	62.9	3/8/2011 20:56	60.7	5/8/2011 22:06	61.5
28/7/2011 20:21	62.1	30/7/2011 21:31	64.0	31/7/2011 14:41	67.0	1/8/2011 19:51	64.1	3/8/2011 21:01	61.0	5/8/2011 22:11	61.0
28/7/2011 20:26	61.8	30/7/2011 21:36	63.8	31/7/2011 14:46	66.3	1/8/2011 19:56	62.6	3/8/2011 21:06	60.9	5/8/2011 22:16	60.8
28/7/2011 20:31	62.6	30/7/2011 21:41	63.3	31/7/2011 14:51	65.6	1/8/2011 20:01	64.0	3/8/2011 21:11	61.8	5/8/2011 22:21	62.1
28/7/2011 20:36	62.8	30/7/2011 21:46	63.9	31/7/2011 14:56	66.5	1/8/2011 20:06	62.7	3/8/2011 21:16	61.4	5/8/2011 22:26	61.1
28/7/2011 20:41	61.7	30/7/2011 21:51	63.1	31/7/2011 15:01	67.2	1/8/2011 20:11	62.2	3/8/2011 21:21	61.3	5/8/2011 22:31	61.3
28/7/2011 20:46	61.2	30/7/2011 21:56	64.0	31/7/2011 15:06	66.7	1/8/2011 20:16	62.4	3/8/2011 21:26	61.1	5/8/2011 22:36	61.7
28/7/2011 20:51	61.8	30/7/2011 22:01	64.5	31/7/2011 15:11	65.9	1/8/2011 20:21	62.6	3/8/2011 21:31	59.9	5/8/2011 22:41	61.3
28/7/2011 20:56	61.4	30/7/2011 22:06	64.1	31/7/2011 15:16	66.4	1/8/2011 20:26	62.5	3/8/2011 21:36	60.5	5/8/2011 22:46	61.4
28/7/2011 21:01	62.4	30/7/2011 22:11	64.1	31/7/2011 15:21	66.2	1/8/2011 20:31	63.9	3/8/2011 21:41	61.1	5/8/2011 22:51	61.1
28/7/2011 21:06	62.4	30/7/2011 22:16	64.6	31/7/2011 15:26	66.0	1/8/2011 20:36	62.7	3/8/2011 21:46	62.3	5/8/2011 22:56	60.6
28/7/2011 21:11	61.6	30/7/2011 22:21	64.1	31/7/2011 15:31	66.5	1/8/2011 20:41	62.6	3/8/2011 21:51	62.2	5/8/2011 19:01	64.2
28/7/2011 21:16	61.3	30/7/2011 22:26	63.7	31/7/2011 15:36	66.6	1/8/2011 20:46	62.6	3/8/2011 21:56	61.1	5/8/2011 19:06	65.0
28/7/2011 21:21	61.3	30/7/2011 22:31	64.2	31/7/2011 15:41	66.3	1/8/2011 20:51	62.4	3/8/2011 22:01	61.6	5/8/2011 19:11	66.1
28/7/2011 21:26	61.5	30/7/2011 22:36	63.9	31/7/2011 15:46	66.6	1/8/2011 20:56	62.8	3/8/2011 22:06	61.2	5/8/2011 19:16	64.3
28/7/2011 21:31	62.0	30/7/2011 22:41	64.2	31/7/2011 15:51	66.1	1/8/2011 21:01	62.7	3/8/2011 22:11	61.2	5/8/2011 19:21	63.5
28/7/2011 21:36	62.0	30/7/2011 22:46	64.2	31/7/2011 15:56	66.9	1/8/2011 21:06	62.5	3/8/2011 22:16	60.9	5/8/2011 19:26	64.6
28/7/2011 21:41	61.8	30/7/2011 22:51	63.7	31/7/2011 16:01	66.8	1/8/2011 21:11	61.9	3/8/2011 22:21	60.7	5/8/2011 19:31	63.5
28/7/2011 21:46	61.7	30/7/2011 22:56	63.4	31/7/2011 16:06	66.7	1/8/2011 21:16	62.1	3/8/2011 22:26	61.9	5/8/2011 19:36	63.3
28/7/2011 21:51	61.8	31/7/2011 7:01	61.5	31/7/2011 16:11	66.7	1/8/2011 21:21	61.8	3/8/2011 22:31	61.3	5/8/2011 19:41	64.1
28/7/2011 21:56	62.4	31/7/2011 7:06	61.8	31/7/2011 16:16	66.5	1/8/2011 21:26	63.7	3/8/2011 22:36	60.7	5/8/2011 19:46	64.0
28/7/2011 22:01	61.5	31/7/2011 7:11	62.6	31/7/2011 16:21	66.5	1/8/2011 21:31	61.9	3/8/2011 22:41	61.0	5/8/2011 19:51	62.4
28/7/2011 22:06	60.6	31/7/2011 7:16	62.9	31/7/2011 16:26	66.4	1/8/2011 21:36	61.7	3/8/2011 22:46	61.5	5/8/2011 19:56	62.2
28/7/2011 22:11	61.7	31/7/2011 7:21	62.6	31/7/2011 16:31	66.2	1/8/2011 21:41	61.6	3/8/2011 22:51	60.7	5/8/2011 20:01	63.4
28/7/2011 22:16	62.6	31/7/2011 7:26	62.9	31/7/2011 16:36	67.4	1/8/2011 21:46	62.1	3/8/2011 22:56	60.7	5/8/2011 20:06	61.8
28/7/2011 22:21	61.9	31/7/2011 7:31	63.0	31/7/2011 16:41	66.8	1/8/2011 21:51	62.4	4/8/2011 19:01	63.0	5/8/2011 20:11	61.8
28/7/2011 22:26	61.7	31/7/2011 7:36	63.9	31/7/2011 16:46	66.3	1/8/2011 21:56	62.3	4/8/2011 19:06	68.8	5/8/2011 20:16	61.7
28/7/2011 22:31	61.7	31/7/2011 7:41	65.0	31/7/2011 16:51	66.4	1/8/2011 22:01	61.5	4/8/2011 19:11	68.8	5/8/2011 20:21	61.8
28/7/2011 22:36	61.7	31/7/2011 7:46	64.4	31/7/2011 16:56	66.9	1/8/2011 22:06	62.0	4/8/2011 19:16	61.1	5/8/2011 20:26	61.3
28/7/2011 22:41	61.3	31/7/2011 7:51	63.7	31/7/2011 17:01	66.7	1/8/2011 22:11	62.5	4/8/2011 19:21	63.2	5/8/2011 20:31	61.6
28/7/2011 22:46	62.1	31/7/2011 7:56	64.3	31/7/2011 17:06	67.5	1/8/2011 22:16	63.2	4/8/2011 19:26	61.9	5/8/2011 20:36	61.1
28/7/2011 22:51	62.1	31/7/2011 8:01	64.7	31/7/2011 17:11	67.3	1/8/2011 22:21	62.8	4/8/2011 19:31	61.5	5/8/2011 20:41	61.3
28/7/2011 22:56	61.7	31/7/2011 8:06	65.0	31/7/2011 17:16	67.2	1/8/2011 22:26	61.9	4/8/2011 19:36	69.2	5/8/2011 20:46	61.4
29/7/2011 19:01	64.0	31/7/2011 8:11	65.1	31/7/2011 17:21	60.8	1/8/2011 22:31	61.7	4/8/2011 19:41	69.3	5/8/2011 20:51	62.4
29/7/2011 19:06	64.8	31/7/2011 8:16	65.4	31/7/2011 17:26	62.8	1/8/2011 22:36	61.7	4/8/2011 19:46	68.1	5/8/2011 20:56	61.6
29/7/2011 19:11	64.2	31/7/2011 8:21	65.2	31/7/2011 17:31	68.2	1/8/2011 22:41	61.6	4/8/2011 19:51	68.8	5/8/2011 21:01	61.3
29/7/2011 19:16	64.5	31/7/2011 8:26	66.3	31/7/2011 17:36	66.7	1/8/2011 22:46	61.3	4/8/2011 19:56	63.1	5/8/2011 21:06	61.5
29/7/2011 19:21	63.9	31/7/2011 8:31	66.1	31/7/2011 17:41	66.2	1/8/2011 22:51	61.8	4/8/2011 20:01	66.8	5/8/2011 21:11	61.1
29/7/2011 19:26	63.8	31/7/2011 8:36	66.0	31/7/2011 17:46	67.3	1/8/2011 22:56	61.4	4/8/2011 20:06	67.7	5/8/2011 21:16	61.2
29/7/2011 19:31	64.1	31/7/2011 8:41	66.5	31/7/2011 17:51	66.8	2/8/2011 19:01	63.1	4/8/2011 20:11	66.9	5/8/2011 21:21	62.1
29/7/2011 19:36	64.8	31/7/2011 8:46	66.8	31/7/2011 17:56	66.9	2/8/2011 19:06	63.3	4/8/2011 20:16	67.7	5/8/2011 21:26	61.2
29/7/2011 19:41	63.9	31/7/2011 8:51	66.5	31/7/2011 18:01	66.3	2/8/2011 19:11	62.7	4/8/2011 20:21	68.3	5/8/2011 21:31	61.4
29/7/2011 19:46	63.5	31/7/2011 8:56	66.6	31/7/2011 18:06	68.2	2/8/2011 19:16	61.8	4/8/2011 20:26	68.7	5/8/2011 21:36	61.3
29/7/2011 19:51	63.7	31/7/2011 9:01	67.2	31/7/2011 18:11	66.2	2/8/2011 19:21	60.6	4/8/2011 20:31	67.4	5/8/2011 21:41	62.0
29/7/2011 19:56	63.3	31/7/2011 9:06	66.8	31/7/2011 18:16	66.0	2/8/2011 19:26	61.2	4/8/2011 20:36	67.9	5/8/2011 21:46	62.1
29/7/2011 20:01	63.4	31/7/2011 9:11	66.2	31/7/2011 18:21	65.5	2/8/2011 19:31	63.6	4/8/2011 20:41	68.3	5/8/2011 21:51	61.3
29/7/2011 20:06	63.8	31/7/2011 9:16	66.4	31/7/2011 18:26	63.6	2/8/2011 19:36	64.1	4/8/2011 20:46	68.8	5/8/2011 21:56	61.7
29/7/2011 20:11	64.2	31/7/2011 9:21	65.6	31/7/2011 18:31	62.3	2/8/2011 19:41	63.3	4/8/2011 20:51	69.0	5/8/2011 22:01	61.6
29/7/2011 20:16	64.4	31/7/2011 9:26	68.3	31/7/2011 18:36	62.4	2/8/2011 19:46	61.7	4/8/2011 20:56	68.8	5/8/2011 22:06	61.5
29/7/2011 20:21	65.0	31/7/2011 9:31	67.6	31/7/2011 18:41	65.8	2/8/2011 19:51	61.8	4/8/2011 21:01	68.6	5/8/2011 22:11	61.9
29/7/2011 20:26	63.0	31/7/2011 9:36	68.7	31/7/2011 18:46	62.4	2/8/2011 19:56	62.0	4/8/2011 21:06	67.0	5/8/2011 22:16	60.7
29/7/2011 20:31	65.1	31/7/2011 9:41	68.8	31/7/2011 18:51	64.3	2/8/2011 20:01	62.0	4/8/2011 21:11	63.7	5/8/2011 22:21	61.3
29/7/2011 20:36	64.7	31/7/2011 9:46	68.7	31/7/2011 18:56	64.1	2/8/2011 20:06	61.8	4/8/2011 21:16	62.1	5/8/2011 22:26	62.3
29/7/2011 20:41	64.4	31/7/2011 9:51	68.5	31/7/2011 19:01	64.6	2/8/2011 20:11	61.4	4/8/2011 21:21	62.4	5/8/2011 22:31	61.5
29/7/2011 20:46	64.9	31/7/2011 9:56	69.1	31/7/2011 19:06	65.5	2/8/2011 20:16	61.8	4/8/2011 21:26	60.8	5/8/2011 22:36	61.0
29/7/2011 20:51	64.3	31/7/2011 10:01	68.3	31/7/2011 19:11	62.7	2/8/2011 20:21	62.3	4/8/2011 21:31	62.6	5/8/2011 22:41	61.3
29/7/2011 20:56	64.7	31/7/2011 10:06	68.5	31/7/2011 19:16	62.4	2/8/2011 20:26	62.3	4/8/2011 21:36	62.3	5/8/2011 22:46	60.7
29/7/2011 21:01	64.9	31/7/2011 10:11	51.3	31/7/2011 19:21	62.1	2/8/2011 20:31	62.0	4/8/2011 21:41	61.1	5/8/2011 22:51	61.2
29/7/2011 21:06	64.2	31/7/2011 10:16	60.3	31/7/2011 19:26	61.8	2/8/2011 20:36	62.2	4/8/2011 21:46	61.9	5/8/2011 22:56	60.8
29/7/2011 21:11	64.0	31/7/2011 10:21	56.5	31/7/2011 19:31	61.9	2/8/2011 20:41	62.2	4/8/2011 21:51	61.4	7/8/2011 7:01	61.5
29/7/2011 21:16	63.3	31/7/2011 10:26	68.6	31/7/2011 19:36	62.7	2/8/2011 20:46	61.5	4/8/2011 21:56	61.0	7/8/2011 7:06	61.8
29/7/2011 21:21	62.9	31/7/2011 10:31	68.2	31/7/2011 19:41	62.7	2/8/2011 20:51	61.7	4/8/2011 22:01	61.3	7/8/2011 7:11	61.4
29/7/2011 21:26	63.1	31/7/2011 10:36	67.7	31/7/2011 19:46	63.0	2/8/2011 20:56	62.2	4/8/2011 22:06	61.1	7/8/2011 7:16	63.0
29/7/2011 21											

Real-time Noise Data RTN2 (Oil Street Community Liaison Centre)

7/8/2011 10:41	53.8	7/8/2011 19:51	60.6	9/8/2011 21:01	61.9	11/8/2011 22:11	61.8	14/8/2011 7:21	61.0	14/8/2011 16:31	63.4
7/8/2011 10:46	66.3	7/8/2011 19:56	61.4	9/8/2011 21:06	61.7	11/8/2011 22:16	61.7	14/8/2011 7:26	61.4	14/8/2011 16:36	64.1
7/8/2011 10:51	65.1	7/8/2011 20:01	60.9	9/8/2011 21:11	61.8	11/8/2011 22:21	62.4	14/8/2011 7:31	62.9	14/8/2011 16:41	63.4
7/8/2011 10:56	64.7	7/8/2011 20:06	60.8	9/8/2011 21:16	61.7	11/8/2011 22:26	62.3	14/8/2011 7:36	63.6	14/8/2011 16:46	63.4
7/8/2011 11:01	64.9	7/8/2011 20:11	61.0	9/8/2011 21:21	62.6	11/8/2011 22:31	62.6	14/8/2011 7:41	61.5	14/8/2011 16:51	62.3
7/8/2011 11:06	63.1	7/8/2011 20:16	63.1	9/8/2011 21:26	61.5	11/8/2011 22:36	61.4	14/8/2011 7:46	62.6	14/8/2011 16:56	62.6
7/8/2011 11:11	64.0	7/8/2011 20:21	61.6	9/8/2011 21:31	62.2	11/8/2011 22:41	63.3	14/8/2011 7:51	62.1	14/8/2011 17:01	62.6
7/8/2011 11:16	64.6	7/8/2011 20:26	61.1	9/8/2011 21:36	63.4	11/8/2011 22:46	62.2	14/8/2011 7:56	63.0	14/8/2011 17:06	63.2
7/8/2011 11:21	64.4	7/8/2011 20:31	61.4	9/8/2011 21:41	61.6	11/8/2011 22:51	62.4	14/8/2011 8:01	62.5	14/8/2011 17:11	62.1
7/8/2011 11:26	65.2	7/8/2011 20:36	61.1	9/8/2011 21:46	61.2	11/8/2011 22:56	62.1	14/8/2011 8:06	63.3	14/8/2011 17:16	62.2
7/8/2011 11:31	63.9	7/8/2011 20:41	60.9	9/8/2011 21:51	63.4	12/8/2011 19:01	67.8	14/8/2011 8:11	61.7	14/8/2011 17:21	63.0
7/8/2011 11:36	65.5	7/8/2011 20:46	60.5	9/8/2011 21:56	66.5	12/8/2011 19:06	66.3	14/8/2011 8:16	62.3	14/8/2011 17:26	62.7
7/8/2011 11:41	63.7	7/8/2011 20:51	61.9	9/8/2011 22:01	64.9	12/8/2011 19:11	66.2	14/8/2011 8:21	62.3	14/8/2011 17:31	62.7
7/8/2011 11:46	62.1	7/8/2011 20:56	61.3	9/8/2011 22:06	63.9	12/8/2011 19:16	65.5	14/8/2011 8:26	61.5	14/8/2011 17:36	63.2
7/8/2011 11:51	61.8	7/8/2011 21:01	60.9	9/8/2011 22:11	64.0	12/8/2011 19:21	65.9	14/8/2011 8:31	62.8	14/8/2011 17:41	62.8
7/8/2011 11:56	62.0	7/8/2011 21:06	60.7	9/8/2011 22:16	63.8	12/8/2011 19:26	66.5	14/8/2011 8:36	64.3	14/8/2011 17:46	62.0
7/8/2011 12:01	62.9	7/8/2011 21:11	61.0	9/8/2011 22:21	63.4	12/8/2011 19:31	65.6	14/8/2011 8:41	64.7	14/8/2011 17:51	61.9
7/8/2011 12:06	62.1	7/8/2011 21:16	61.5	9/8/2011 22:26	63.6	12/8/2011 19:36	65.1	14/8/2011 8:46	64.7	14/8/2011 17:56	61.5
7/8/2011 12:11	62.2	7/8/2011 21:21	61.9	9/8/2011 22:31	63.3	12/8/2011 19:41	65.0	14/8/2011 8:51	64.2	14/8/2011 18:01	62.5
7/8/2011 12:16	62.1	7/8/2011 21:26	60.9	9/8/2011 22:36	63.5	12/8/2011 19:46	65.5	14/8/2011 8:56	66.5	14/8/2011 18:06	62.7
7/8/2011 12:21	61.4	7/8/2011 21:31	60.7	9/8/2011 22:41	65.5	12/8/2011 19:51	65.3	14/8/2011 9:01	66.0	14/8/2011 18:11	63.2
7/8/2011 12:26	61.6	7/8/2011 21:36	60.2	9/8/2011 22:46	64.8	12/8/2011 19:56	64.9	14/8/2011 9:06	66.1	14/8/2011 18:16	62.6
7/8/2011 12:31	61.7	7/8/2011 21:41	60.3	9/8/2011 22:51	64.5	12/8/2011 20:01	65.4	14/8/2011 9:11	67.8	14/8/2011 18:21	62.5
7/8/2011 12:36	61.4	7/8/2011 21:46	60.7	9/8/2011 22:56	64.0	12/8/2011 20:06	65.5	14/8/2011 9:16	66.6	14/8/2011 18:26	61.5
7/8/2011 12:41	61.1	7/8/2011 21:51	60.7	10/8/2011 19:01	64.0	12/8/2011 20:11	65.3	14/8/2011 9:21	65.9	14/8/2011 18:31	61.8
7/8/2011 12:46	61.1	7/8/2011 21:56	59.9	10/8/2011 19:06	62.6	12/8/2011 20:16	64.8	14/8/2011 9:26	65.3	14/8/2011 18:36	62.2
7/8/2011 12:51	62.0	7/8/2011 22:01	60.9	10/8/2011 19:11	64.8	12/8/2011 20:21	64.9	14/8/2011 9:31	66.4	14/8/2011 18:41	62.0
7/8/2011 12:56	62.0	7/8/2011 22:06	60.6	10/8/2011 19:16	63.2	12/8/2011 20:26	65.0	14/8/2011 9:36	65.3	14/8/2011 18:46	64.2
7/8/2011 13:01	63.4	7/8/2011 22:11	60.4	10/8/2011 19:21	64.6	12/8/2011 20:31	64.6	14/8/2011 9:41	65.1	14/8/2011 18:51	64.0
7/8/2011 13:06	63.8	7/8/2011 22:16	60.6	10/8/2011 19:26	63.6	12/8/2011 20:36	64.8	14/8/2011 9:46	64.8	14/8/2011 18:56	63.8
7/8/2011 13:11	63.2	7/8/2011 22:21	61.1	10/8/2011 19:31	64.2	12/8/2011 20:41	64.8	14/8/2011 9:51	65.5	14/8/2011 19:01	62.3
7/8/2011 13:16	64.1	7/8/2011 22:26	60.1	10/8/2011 19:36	64.4	12/8/2011 20:46	64.8	14/8/2011 9:56	65.7	14/8/2011 19:06	62.1
7/8/2011 13:21	64.6	7/8/2011 22:31	60.8	10/8/2011 19:41	63.2	12/8/2011 20:51	65.2	14/8/2011 10:01	65.6	14/8/2011 19:11	61.8
7/8/2011 13:26	65.6	7/8/2011 22:36	60.9	10/8/2011 19:46	63.9	12/8/2011 20:56	64.9	14/8/2011 10:06	64.9	14/8/2011 19:16	61.8
7/8/2011 13:31	64.7	7/8/2011 22:41	61.5	10/8/2011 19:51	65.5	12/8/2011 21:01	64.8	14/8/2011 10:11	65.3	14/8/2011 19:21	61.3
7/8/2011 13:36	65.3	7/8/2011 22:46	61.6	10/8/2011 19:56	65.8	12/8/2011 21:06	64.8	14/8/2011 10:16	65.9	14/8/2011 19:26	61.7
7/8/2011 13:41	66.5	7/8/2011 22:51	61.0	10/8/2011 20:01	65.3	12/8/2011 21:11	65.2	14/8/2011 10:21	65.2	14/8/2011 19:31	62.7
7/8/2011 13:46	65.6	7/8/2011 22:56	61.0	10/8/2011 20:06	66.6	12/8/2011 21:16	64.9	14/8/2011 10:26	65.4	14/8/2011 19:36	60.9
7/8/2011 13:51	63.8	8/8/2011 19:01	67.3	10/8/2011 20:11	65.4	12/8/2011 21:21	63.5	14/8/2011 10:31	65.2	14/8/2011 19:41	61.5
7/8/2011 13:56	62.3	8/8/2011 19:06	67.0	10/8/2011 20:16	65.4	12/8/2011 21:26	62.2	14/8/2011 10:36	65.9	14/8/2011 19:46	61.2
7/8/2011 14:01	63.8	8/8/2011 19:11	67.0	10/8/2011 20:21	65.1	12/8/2011 21:31	62.4	14/8/2011 10:41	66.1	14/8/2011 19:51	61.3
7/8/2011 14:06	63.7	8/8/2011 19:16	67.5	10/8/2011 20:26	64.0	12/8/2011 21:36	61.6	14/8/2011 10:46	65.8	14/8/2011 19:56	61.3
7/8/2011 14:11	63.7	8/8/2011 19:21	67.2	10/8/2011 20:31	63.9	12/8/2011 21:41	63.1	14/8/2011 10:51	65.5	14/8/2011 20:01	61.6
7/8/2011 14:16	62.7	8/8/2011 19:26	67.3	10/8/2011 20:36	63.9	12/8/2011 21:46	62.4	14/8/2011 10:56	66.7	14/8/2011 20:06	61.3
7/8/2011 14:21	63.4	8/8/2011 19:31	66.7	10/8/2011 20:41	63.2	12/8/2011 21:51	62.9	14/8/2011 11:01	67.2	14/8/2011 20:11	61.1
7/8/2011 14:26	63.4	8/8/2011 19:36	67.8	10/8/2011 20:46	63.3	12/8/2011 21:56	62.5	14/8/2011 11:06	66.3	14/8/2011 20:16	61.3
7/8/2011 14:31	63.6	8/8/2011 19:41	67.8	10/8/2011 20:51	64.2	12/8/2011 22:01	63.5	14/8/2011 11:11	68.2	14/8/2011 20:21	60.9
7/8/2011 14:36	66.6	8/8/2011 19:46	67.6	10/8/2011 20:56	63.3	12/8/2011 22:06	62.9	14/8/2011 11:16	65.4	14/8/2011 20:26	60.7
7/8/2011 14:41	67.5	8/8/2011 19:51	67.2	10/8/2011 21:01	63.0	12/8/2011 22:11	62.5	14/8/2011 11:21	68.5	14/8/2011 20:31	60.9
7/8/2011 14:46	67.4	8/8/2011 19:56	67.1	10/8/2011 21:06	63.2	12/8/2011 22:16	62.6	14/8/2011 11:26	65.9	14/8/2011 20:36	60.7
7/8/2011 14:51	65.6	8/8/2011 20:01	66.7	10/8/2011 21:11	62.7	12/8/2011 22:21	62.2	14/8/2011 11:31	65.5	14/8/2011 20:41	61.3
7/8/2011 14:56	62.2	8/8/2011 20:06	67.2	10/8/2011 21:16	63.0	12/8/2011 22:26	61.8	14/8/2011 11:36	65.0	14/8/2011 20:46	62.1
7/8/2011 15:01	63.2	8/8/2011 20:11	68.4	10/8/2011 21:21	63.1	12/8/2011 22:31	61.7	14/8/2011 11:41	64.1	14/8/2011 20:51	61.1
7/8/2011 15:06	63.1	8/8/2011 20:16	69.1	10/8/2011 21:26	63.4	12/8/2011 22:36	62.3	14/8/2011 11:46	64.4	14/8/2011 20:56	60.9
7/8/2011 15:11	62.1	8/8/2011 20:21	69.3	10/8/2011 21:31	63.2	12/8/2011 22:41	62.9	14/8/2011 11:51	64.6	14/8/2011 21:01	61.2
7/8/2011 15:16	62.2	8/8/2011 20:26	67.6	10/8/2011 21:36	63.0	12/8/2011 22:46	62.8	14/8/2011 11:56	64.6	14/8/2011 21:06	60.4
7/8/2011 15:21	62.6	8/8/2011 20:31	67.7	10/8/2011 21:41	63.7	12/8/2011 22:51	63.9	14/8/2011 12:01	63.9	14/8/2011 21:11	60.1
7/8/2011 15:26	61.9	8/8/2011 20:36	67.4	10/8/2011 21:46	63.4	12/8/2011 22:56	62.1	14/8/2011 12:06	64.4	14/8/2011 21:16	60.6
7/8/2011 15:31	61.4	8/8/2011 20:41	66.7	10/8/2011 21:51	65.7	13/8/2011 19:01	65.0	14/8/2011 12:11	63.7	14/8/2011 21:21	60.6
7/8/2011 15:36	61.9	8/8/2011 20:46	66.2	10/8/2011 21:56	63.7	13/8/2011 19:06	64.7	14/8/2011 12:16	63.9	14/8/2011 21:26	61.2
7/8/2011 15:41	61.6	8/8/2011 20:51	66.6	10/8/2011 22:01	63.0	13/8/2011 19:11	64.9	14/8/2011 12:21	64.8	14/8/2011 21:31	61.4
7/8/2011 15:46	61.7	8/8/2011 20:56	66.6	10/8/2011 22:06	63.4	13/8/2011 19:16	65.7	14/8/2011 12:26	64.8	14/8/2011 21:36	60.7
7/8/2011 15:51	64.9	8/8/2011 21:01	66.3	10/8/2011 22:11	62.9	13/8/2011 19:21	64.5	14/8/2011 12:31	64.5	14/8/2011 21:41	60.4
7/8/2011 15:56	66.1	8/8/2011 21:06	65.7	10/8/2011 22:16	63.6	13/8/2011 19:26	66.4	14/8/2011 12:36	64.7	14/8/2011 21:46	61.2
7/8/2011 16:01	65.2	8/8/2011 21:11	66.1	10/8/2011 22:21	63.5	13/8/2011 19:31	64.9	14/8/2011 12:41	64.6	14/8/2011 21:51	60.6
7/8/2011 16:06	64.3	8/8/2011 21:16	65.6	10/8/2011 22:26	62.4	13/8/2011 19:36	65.4	14/8/2011 12:46	64.3	14/8/2011 21:56	61.1
7/8/2011 16:11	62.6	8/8/2011 21:21	64.0	10/8/2011 22:31	63.3	13/8/2011 19:41	64.6	14/8/2011 12:51	65.4	14/8/2011 22:01	60.9
7/8/2011 16:16	63.0	8/8/2011 21:26	62.1	10/8/2011 22:36	63.1	13/8/2011 19:46	64.5	14/8/2011 12:56	63.7	14/8/2011 22:06	61.2
7/8/2011 16:21	61.4	8/8/2011 21:31	62.3	10/8/2011 22:41	63.3	13/8/2011 19:51	64.5	14/8/2011 13:01	64.7	14/8/2011 22:11	61.5
7/8/2011 16:26	62.8	8/8/2011 21:36	61.5	10/8/2011 22:46	62.4	13/8/2011 19:56	64.6	14/8/2011 13:06	6		

Real-time Noise Data RTN2 (Oil Street Community Liaison Centre)

15/8/2011 21:41	61.0	17/8/2011 22:51	62.1	20/8/2011 20:01	62.5	21/8/2011 13:11	65.8	21/8/2011 22:21	61.3	24/8/2011 19:31	63.4
15/8/2011 21:46	61.2	17/8/2011 22:56	62.0	20/8/2011 20:06	62.1	21/8/2011 13:16	66.1	21/8/2011 22:26	61.8	24/8/2011 19:36	66.8
15/8/2011 21:51	61.6	18/8/2011 19:01	62.4	20/8/2011 20:11	62.6	21/8/2011 13:21	65.1	21/8/2011 22:31	61.5	24/8/2011 19:41	66.3
15/8/2011 21:56	60.6	18/8/2011 19:06	63.8	20/8/2011 20:16	62.4	21/8/2011 13:26	65.0	21/8/2011 22:36	61.3	24/8/2011 19:46	67.3
15/8/2011 22:01	62.1	18/8/2011 19:11	63.5	20/8/2011 20:21	61.6	21/8/2011 13:31	64.2	21/8/2011 22:41	62.6	24/8/2011 19:51	67.5
15/8/2011 22:06	61.1	18/8/2011 19:16	62.7	20/8/2011 20:26	61.0	21/8/2011 13:36	65.5	21/8/2011 22:46	60.7	24/8/2011 19:56	67.4
15/8/2011 22:11	61.1	18/8/2011 19:21	63.3	20/8/2011 20:31	62.1	21/8/2011 13:41	64.6	21/8/2011 22:51	60.9	24/8/2011 20:01	67.4
15/8/2011 22:16	60.7	18/8/2011 19:26	65.6	20/8/2011 20:36	62.7	21/8/2011 13:46	61.6	21/8/2011 22:56	61.3	24/8/2011 20:06	67.0
15/8/2011 22:21	61.0	18/8/2011 19:31	66.0	20/8/2011 20:41	63.0	21/8/2011 13:51	63.4	22/8/2011 19:01	67.1	24/8/2011 20:11	67.3
15/8/2011 22:26	61.2	18/8/2011 19:36	66.2	20/8/2011 20:46	63.5	21/8/2011 13:56	62.3	22/8/2011 19:06	66.2	24/8/2011 20:16	67.5
15/8/2011 22:31	61.7	18/8/2011 19:41	66.6	20/8/2011 20:51	62.4	21/8/2011 14:01	62.8	22/8/2011 19:11	65.6	24/8/2011 20:21	67.3
15/8/2011 22:36	60.8	18/8/2011 19:46	67.1	20/8/2011 20:56	61.5	21/8/2011 14:06	62.3	22/8/2011 19:16	65.4	24/8/2011 20:26	67.6
15/8/2011 22:41	60.4	18/8/2011 19:51	66.7	20/8/2011 21:01	62.1	21/8/2011 14:11	62.4	22/8/2011 19:21	66.3	24/8/2011 20:31	67.1
15/8/2011 22:46	61.8	18/8/2011 19:56	66.5	20/8/2011 21:06	61.3	21/8/2011 14:16	61.5	22/8/2011 19:26	68.1	24/8/2011 20:36	67.1
15/8/2011 22:51	60.7	18/8/2011 20:01	66.6	20/8/2011 21:11	61.8	21/8/2011 14:21	61.8	22/8/2011 19:31	66.5	24/8/2011 20:41	65.9
15/8/2011 22:56	61.3	18/8/2011 20:06	66.5	20/8/2011 21:16	61.0	21/8/2011 14:26	62.0	22/8/2011 19:36	66.9	24/8/2011 20:46	64.9
16/8/2011 19:01	67.5	18/8/2011 20:11	66.7	20/8/2011 21:21	61.2	21/8/2011 14:31	62.6	22/8/2011 19:41	67.0	24/8/2011 20:51	67.4
16/8/2011 19:06	66.7	18/8/2011 20:16	66.6	20/8/2011 21:26	63.2	21/8/2011 14:36	62.9	22/8/2011 19:46	67.1	24/8/2011 20:56	67.6
16/8/2011 19:11	67.1	18/8/2011 20:21	66.4	20/8/2011 21:31	62.3	21/8/2011 14:41	63.1	22/8/2011 19:51	66.9	24/8/2011 21:01	66.8
16/8/2011 19:16	68.8	18/8/2011 20:26	66.4	20/8/2011 21:36	61.6	21/8/2011 14:46	63.2	22/8/2011 19:56	66.9	24/8/2011 21:06	67.7
16/8/2011 19:21	66.5	18/8/2011 20:31	66.1	20/8/2011 21:41	61.7	21/8/2011 14:51	64.3	22/8/2011 20:01	66.7	24/8/2011 21:11	67.8
16/8/2011 19:26	68.1	18/8/2011 20:36	65.9	20/8/2011 21:46	63.2	21/8/2011 14:56	62.1	22/8/2011 20:06	66.0	24/8/2011 21:16	67.2
16/8/2011 19:31	67.2	18/8/2011 20:41	65.7	20/8/2011 21:51	62.0	21/8/2011 15:01	62.9	22/8/2011 20:11	65.5	24/8/2011 21:21	67.5
16/8/2011 19:36	67.0	18/8/2011 20:46	65.5	20/8/2011 21:56	61.1	21/8/2011 15:06	63.8	22/8/2011 20:16	65.6	24/8/2011 21:26	66.9
16/8/2011 19:41	67.6	18/8/2011 20:51	65.7	20/8/2011 22:01	61.5	21/8/2011 15:11	62.4	22/8/2011 20:21	65.5	24/8/2011 21:31	62.2
16/8/2011 19:46	67.0	18/8/2011 20:56	65.6	20/8/2011 22:06	61.7	21/8/2011 15:16	62.4	22/8/2011 20:26	65.7	24/8/2011 21:36	61.9
16/8/2011 19:51	65.7	18/8/2011 21:01	65.7	20/8/2011 22:11	61.4	21/8/2011 15:21	61.8	22/8/2011 20:31	65.6	24/8/2011 21:41	61.8
16/8/2011 19:56	65.8	18/8/2011 21:06	65.6	20/8/2011 22:16	62.1	21/8/2011 15:26	64.7	22/8/2011 20:36	65.8	24/8/2011 21:46	61.9
16/8/2011 20:01	65.6	18/8/2011 21:11	65.2	20/8/2011 22:21	61.5	21/8/2011 15:31	65.3	22/8/2011 20:41	65.9	24/8/2011 21:51	62.5
16/8/2011 20:06	66.6	18/8/2011 21:16	65.1	20/8/2011 22:26	62.1	21/8/2011 15:36	65.2	22/8/2011 20:46	64.9	24/8/2011 21:56	61.8
16/8/2011 20:11	66.4	18/8/2011 21:21	64.8	20/8/2011 22:31	62.4	21/8/2011 15:41	65.7	22/8/2011 20:51	65.2	24/8/2011 22:01	62.9
16/8/2011 20:16	66.5	18/8/2011 21:26	64.9	20/8/2011 22:36	61.8	21/8/2011 15:46	65.4	22/8/2011 20:56	64.8	24/8/2011 22:06	61.6
16/8/2011 20:21	66.6	18/8/2011 21:31	65.7	20/8/2011 22:41	61.4	21/8/2011 15:51	65.4	22/8/2011 21:01	64.7	24/8/2011 22:11	62.5
16/8/2011 20:26	66.0	18/8/2011 21:36	64.6	20/8/2011 22:46	62.0	21/8/2011 15:56	65.3	22/8/2011 21:06	65.2	24/8/2011 22:16	61.9
16/8/2011 20:31	66.6	18/8/2011 21:41	65.8	20/8/2011 22:51	61.5	21/8/2011 16:01	66.4	22/8/2011 21:11	64.8	24/8/2011 22:21	61.9
16/8/2011 20:36	66.9	18/8/2011 21:46	63.3	20/8/2011 22:56	61.5	21/8/2011 16:06	67.3	22/8/2011 21:16	64.4	24/8/2011 22:26	61.8
16/8/2011 20:41	64.9	18/8/2011 21:51	62.2	21/8/2011 7:01	61.2	21/8/2011 16:11	67.8	22/8/2011 21:21	66.1	24/8/2011 22:31	60.9
16/8/2011 20:46	62.4	18/8/2011 21:56	62.5	21/8/2011 7:06	60.9	21/8/2011 16:16	67.0	22/8/2011 21:26	65.3	24/8/2011 22:36	62.0
16/8/2011 20:51	63.1	18/8/2011 22:01	63.4	21/8/2011 7:11	60.5	21/8/2011 16:21	67.4	22/8/2011 21:31	66.0	24/8/2011 22:41	61.4
16/8/2011 20:56	62.2	18/8/2011 22:06	62.0	21/8/2011 7:16	60.2	21/8/2011 16:26	67.8	22/8/2011 21:36	65.3	24/8/2011 22:46	63.0
16/8/2011 21:01	63.1	18/8/2011 22:11	62.0	21/8/2011 7:21	59.7	21/8/2011 16:31	65.7	22/8/2011 21:41	65.1	24/8/2011 22:51	62.7
16/8/2011 21:06	62.7	18/8/2011 22:16	62.3	21/8/2011 7:26	61.0	21/8/2011 16:36	65.6	22/8/2011 21:46	64.1	24/8/2011 22:56	61.6
16/8/2011 21:11	61.9	18/8/2011 22:21	62.1	21/8/2011 7:31	62.1	21/8/2011 16:41	67.4	22/8/2011 21:51	63.3	24/8/2011 19:01	67.4
16/8/2011 21:16	62.0	18/8/2011 22:26	62.9	21/8/2011 7:36	61.3	21/8/2011 16:46	66.1	22/8/2011 21:56	61.8	25/8/2011 19:06	68.6
16/8/2011 21:21	62.6	18/8/2011 22:31	62.8	21/8/2011 7:41	62.1	21/8/2011 16:51	64.8	22/8/2011 22:01	62.5	25/8/2011 19:11	67.1
16/8/2011 21:26	62.3	18/8/2011 22:36	63.3	21/8/2011 7:46	61.5	21/8/2011 16:56	65.3	22/8/2011 22:06	61.9	25/8/2011 19:16	67.0
16/8/2011 21:31	62.1	18/8/2011 22:41	63.1	21/8/2011 7:51	61.2	21/8/2011 17:01	64.2	22/8/2011 22:11	61.7	25/8/2011 19:21	67.6
16/8/2011 21:36	62.2	18/8/2011 22:46	62.7	21/8/2011 7:56	62.3	21/8/2011 17:06	65.0	22/8/2011 22:16	62.0	25/8/2011 19:26	67.4
16/8/2011 21:41	62.4	18/8/2011 22:51	62.2	21/8/2011 8:01	62.1	21/8/2011 17:11	65.2	22/8/2011 22:21	61.8	25/8/2011 19:31	66.9
16/8/2011 21:46	62.1	18/8/2011 22:56	62.0	21/8/2011 8:06	61.8	21/8/2011 17:16	65.8	22/8/2011 22:26	61.7	25/8/2011 19:36	66.9
16/8/2011 21:51	61.9	19/8/2011 19:01	65.8	21/8/2011 8:11	63.9	21/8/2011 17:21	65.3	22/8/2011 22:31	61.9	25/8/2011 19:41	66.7
16/8/2011 21:56	61.8	19/8/2011 19:06	64.2	21/8/2011 8:16	63.6	21/8/2011 17:26	65.4	22/8/2011 22:36	62.2	25/8/2011 19:46	66.2
16/8/2011 22:01	62.2	19/8/2011 19:11	63.4	21/8/2011 8:21	63.2	21/8/2011 17:31	63.9	22/8/2011 22:41	62.2	25/8/2011 19:51	66.4
16/8/2011 22:06	62.4	19/8/2011 19:16	62.6	21/8/2011 8:26	63.4	21/8/2011 17:36	62.1	22/8/2011 22:46	62.1	25/8/2011 19:56	66.5
16/8/2011 22:11	61.9	19/8/2011 19:21	62.2	21/8/2011 8:31	66.5	21/8/2011 17:41	62.3	22/8/2011 22:51	62.0	25/8/2011 20:01	63.6
16/8/2011 22:16	62.0	19/8/2011 19:26	62.7	21/8/2011 8:36	62.7	21/8/2011 17:46	64.4	22/8/2011 22:56	61.9	25/8/2011 20:06	64.6
16/8/2011 22:21	67.6	19/8/2011 19:31	63.1	21/8/2011 8:41	64.3	21/8/2011 17:51	64.3	23/8/2011 19:01	63.4	25/8/2011 20:11	64.4
16/8/2011 22:26	62.2	19/8/2011 19:36	63.1	21/8/2011 8:46	64.7	21/8/2011 17:56	64.4	23/8/2011 19:06	62.9	25/8/2011 20:16	64.0
16/8/2011 22:31	61.8	19/8/2011 19:41	63.2	21/8/2011 8:51	64.4	21/8/2011 18:01	66.1	23/8/2011 19:11	68.9	25/8/2011 20:21	63.4
16/8/2011 22:36	61.8	19/8/2011 19:46	62.6	21/8/2011 8:56	65.4	21/8/2011 18:06	66.9	23/8/2011 19:16	67.8	25/8/2011 20:26	63.4
16/8/2011 22:41	62.3	19/8/2011 19:51	62.6	21/8/2011 9:01	65.5	21/8/2011 18:11	65.2	23/8/2011 19:21	66.5	25/8/2011 20:31	62.9
16/8/2011 22:46	61.8	19/8/2011 19:56	63.5	21/8/2011 9:06	66.0	21/8/2011 18:16	65.6	23/8/2011 19:26	62.0	25/8/2011 20:36	62.4
16/8/2011 22:51	61.9	19/8/2011 20:01	62.4	21/8/2011 9:11	65.0	21/8/2011 18:21	64.7	23/8/2011 19:31	63.5	25/8/2011 20:41	62.8
16/8/2011 22:56	61.9	19/8/2011 20:06	62.6	21/8/2011 9:16	65.6	21/8/2011 18:26	65.4	23/8/2011 19:36	66.8	25/8/2011 20:46	62.7
17/8/2011 19:01	67.2	19/8/2011 20:11	63.8	21/8/2011 9:21	64.7	21/8/2011 18:31	65.2	23/8/2011 19:41	66.7	25/8/2011 20:51	62.5
17/8/2011 19:06	68.6	19/8/2011 20:16	62.8	21/8/2011 9:26	65.0	21/8/2011 18:36	65.4	23/8/2011 19:46	66.6	25/8/2011 20:56	62.3
17/8/2011 19:11	66.7	19/8/2011 20:21	63.9	21/8/2011 9:31	64.6	21/8/2011 18:41	63.9	23/8/2011 19:51	66.1	25/8/2011 21:01	62.7
17/8/2011 19:16	66.5	19/8/2011 20:26	61.8	21/8/2011 9:36	65.4	21/8/2011 18:46	62.4	23/8/2011 19:56	66.8	25/8/2011 21:06	62.6
17/8/2011 19:21	66.3	19/8/2011 20:31	62.7	21/8/2011 9:41	66.2	21/8/2011 18:51	64.8	23/8/2011 20:01	66.7	25/8/201	

Real-time Noise Data RTN2 (Oil Street Community Liaison Centre)

26/8/2011 20:41	65.6	28/7/2011 2:41	56.4	29/7/2011 3:51	56.4	30/7/2011 5:01	60.5	31/7/2011 6:11	59.1	1/8/2011 23:21	62.0
26/8/2011 20:46	65.3	28/7/2011 2:46	57.6	29/7/2011 3:56	56.7	30/7/2011 5:06	60.1	31/7/2011 6:16	59.6	1/8/2011 23:26	61.4
26/8/2011 20:51	65.4	28/7/2011 2:51	56.2	29/7/2011 4:01	56.2	30/7/2011 5:11	60.5	31/7/2011 6:21	59.2	1/8/2011 23:31	60.6
26/8/2011 20:56	65.1	28/7/2011 2:56	56.5	29/7/2011 4:06	56.6	30/7/2011 5:16	62.0	31/7/2011 6:26	59.7	1/8/2011 23:36	60.8
26/8/2011 21:01	65.1	28/7/2011 3:01	55.9	29/7/2011 4:11	57.0	30/7/2011 5:21	60.6	31/7/2011 6:31	60.4	1/8/2011 23:41	61.0
26/8/2011 21:06	65.6	28/7/2011 3:06	56.4	29/7/2011 4:16	57.0	30/7/2011 5:26	61.2	31/7/2011 6:36	60.6	1/8/2011 23:46	60.9
26/8/2011 21:11	65.7	28/7/2011 3:11	56.6	29/7/2011 4:21	57.0	30/7/2011 5:31	60.4	31/7/2011 6:41	61.1	1/8/2011 23:51	60.7
26/8/2011 21:16	65.7	28/7/2011 3:16	55.3	29/7/2011 4:26	56.7	30/7/2011 5:36	60.5	31/7/2011 6:46	61.0	1/8/2011 23:56	60.9
26/8/2011 21:21	65.0	28/7/2011 3:21	55.8	29/7/2011 4:31	56.2	30/7/2011 5:41	60.4	31/7/2011 6:51	60.7	2/8/2011 0:01	61.0
26/8/2011 21:26	65.9	28/7/2011 3:26	56.6	29/7/2011 4:36	56.3	30/7/2011 5:46	60.1	31/7/2011 6:56	61.5	2/8/2011 0:06	60.7
26/8/2011 21:31	66.8	28/7/2011 3:31	55.7	29/7/2011 4:41	56.4	30/7/2011 5:51	60.6	31/7/2011 23:01	62.8	2/8/2011 0:11	60.4
26/8/2011 21:36	64.4	28/7/2011 3:36	56.5	29/7/2011 4:46	56.1	30/7/2011 5:56	60.6	31/7/2011 23:06	62.4	2/8/2011 0:16	60.5
26/8/2011 21:41	62.1	28/7/2011 3:41	57.1	29/7/2011 4:51	57.2	30/7/2011 6:01	60.0	31/7/2011 23:11	61.5	2/8/2011 0:21	60.9
26/8/2011 21:46	62.0	28/7/2011 3:46	55.5	29/7/2011 4:56	57.3	30/7/2011 6:06	61.0	31/7/2011 23:16	61.8	2/8/2011 0:26	61.8
26/8/2011 21:51	61.8	28/7/2011 3:51	55.6	29/7/2011 5:01	56.7	30/7/2011 6:11	60.5	31/7/2011 23:21	62.3	2/8/2011 0:31	60.0
26/8/2011 21:56	62.3	28/7/2011 3:56	55.7	29/7/2011 5:06	57.6	30/7/2011 6:16	60.1	31/7/2011 23:26	61.6	2/8/2011 0:36	59.8
26/8/2011 22:01	63.3	28/7/2011 4:01	61.1	29/7/2011 5:11	57.8	30/7/2011 6:21	59.8	31/7/2011 23:31	62.2	2/8/2011 0:41	59.8
26/8/2011 22:06	61.6	28/7/2011 4:06	57.3	29/7/2011 5:16	57.1	30/7/2011 6:26	60.5	31/7/2011 23:36	61.9	2/8/2011 0:46	59.8
26/8/2011 22:11	62.0	28/7/2011 4:11	58.7	29/7/2011 5:21	56.9	30/7/2011 6:31	60.2	31/7/2011 23:41	61.3	2/8/2011 0:51	61.2
26/8/2011 22:16	62.7	28/7/2011 4:16	55.7	29/7/2011 5:26	57.7	30/7/2011 6:36	60.9	31/7/2011 23:46	61.6	2/8/2011 0:56	59.6
26/8/2011 22:21	62.2	28/7/2011 4:21	56.3	29/7/2011 5:31	58.1	30/7/2011 6:41	60.6	31/7/2011 23:51	61.5	2/8/2011 1:01	59.3
26/8/2011 22:26	62.8	28/7/2011 4:26	57.2	29/7/2011 5:36	58.3	30/7/2011 6:46	62.0	31/7/2011 23:56	61.1	2/8/2011 1:06	59.2
26/8/2011 22:31	62.3	28/7/2011 4:31	56.0	29/7/2011 5:41	58.1	30/7/2011 6:51	60.5	1/8/2011 0:01	61.5	2/8/2011 1:11	59.2
26/8/2011 22:36	63.6	28/7/2011 4:36	56.6	29/7/2011 5:46	58.1	30/7/2011 6:56	61.1	1/8/2011 0:06	61.2	2/8/2011 1:16	59.6
26/8/2011 22:41	61.7	28/7/2011 4:41	55.8	29/7/2011 5:51	60.3	30/7/2011 23:01	63.7	1/8/2011 0:11	60.9	2/8/2011 1:21	59.7
26/8/2011 22:46	61.6	28/7/2011 4:46	56.0	29/7/2011 5:56	60.8	30/7/2011 23:06	63.5	1/8/2011 0:16	61.4	2/8/2011 1:26	58.6
26/8/2011 22:51	61.3	28/7/2011 4:51	55.9	29/7/2011 6:01	58.7	30/7/2011 23:11	63.8	1/8/2011 0:21	61.0	2/8/2011 1:31	58.6
26/8/2011 22:56	61.5	28/7/2011 4:56	55.7	29/7/2011 6:06	73.3	30/7/2011 23:16	63.9	1/8/2011 0:26	60.7	2/8/2011 1:36	58.9
27/8/2011 19:01	63.3	28/7/2011 5:01	56.7	29/7/2011 6:11	63.3	30/7/2011 23:21	63.8	1/8/2011 0:31	61.5	2/8/2011 1:41	58.6
27/8/2011 19:06	63.4	28/7/2011 5:06	56.2	29/7/2011 6:16	63.9	30/7/2011 23:26	63.9	1/8/2011 0:36	61.3	2/8/2011 1:46	58.7
27/8/2011 19:11	63.4	28/7/2011 5:11	56.0	29/7/2011 6:21	62.8	30/7/2011 23:31	63.5	1/8/2011 0:41	60.9	2/8/2011 1:51	59.6
27/8/2011 19:16	63.4	28/7/2011 5:16	55.9	29/7/2011 6:26	62.2	30/7/2011 23:36	63.8	1/8/2011 0:46	60.9	2/8/2011 1:56	59.0
27/8/2011 19:21	63.3	28/7/2011 5:21	57.3	29/7/2011 6:31	62.9	30/7/2011 23:41	63.5	1/8/2011 0:51	60.9	2/8/2011 2:01	58.7
27/8/2011 19:26	63.7	28/7/2011 5:26	61.0	29/7/2011 6:36	63.9	30/7/2011 23:46	63.6	1/8/2011 0:56	60.7	2/8/2011 2:06	58.5
27/8/2011 19:31	64.1	28/7/2011 5:31	58.7	29/7/2011 6:41	66.0	30/7/2011 23:51	63.5	1/8/2011 1:01	60.4	2/8/2011 2:11	59.2
27/8/2011 19:36	66.1	28/7/2011 5:36	67.1	29/7/2011 6:46	67.7	30/7/2011 23:56	63.6	1/8/2011 1:06	60.4	2/8/2011 2:16	58.1
27/8/2011 19:41	64.5	28/7/2011 5:41	63.4	29/7/2011 6:51	66.7	31/7/2011 0:01	63.2	1/8/2011 1:11	61.3	2/8/2011 2:21	58.0
27/8/2011 19:46	63.5	28/7/2011 5:46	61.9	29/7/2011 6:56	65.1	31/7/2011 0:06	63.5	1/8/2011 1:16	59.5	2/8/2011 2:26	58.1
27/8/2011 19:51	65.7	28/7/2011 5:51	59.9	29/7/2011 23:01	63.6	31/7/2011 0:11	62.7	1/8/2011 1:21	59.2	2/8/2011 2:31	58.5
27/8/2011 19:56	64.5	28/7/2011 5:56	63.8	29/7/2011 23:06	63.9	31/7/2011 0:16	63.4	1/8/2011 1:26	59.7	2/8/2011 2:36	58.4
27/8/2011 20:01	63.5	28/7/2011 6:01	59.4	29/7/2011 23:11	64.0	31/7/2011 0:21	62.7	1/8/2011 1:31	59.4	2/8/2011 2:41	58.5
27/8/2011 20:06	63.2	28/7/2011 6:06	61.0	29/7/2011 23:16	63.7	31/7/2011 0:26	62.1	1/8/2011 1:36	60.2	2/8/2011 2:46	57.6
27/8/2011 20:11	65.6	28/7/2011 6:11	60.6	29/7/2011 23:21	63.9	31/7/2011 0:31	62.8	1/8/2011 1:41	59.9	2/8/2011 2:51	57.6
27/8/2011 20:16	66.0	28/7/2011 6:16	60.0	29/7/2011 23:26	63.2	31/7/2011 0:36	63.3	1/8/2011 1:46	59.4	2/8/2011 2:56	57.8
27/8/2011 20:21	65.3	28/7/2011 6:21	60.1	29/7/2011 23:31	63.7	31/7/2011 0:41	62.8	1/8/2011 1:51	59.3	2/8/2011 3:01	57.9
27/8/2011 20:26	65.9	28/7/2011 6:26	60.5	29/7/2011 23:36	63.9	31/7/2011 0:46	62.8	1/8/2011 1:56	59.0	2/8/2011 3:06	57.9
27/8/2011 20:31	65.7	28/7/2011 6:31	60.2	29/7/2011 23:41	63.8	31/7/2011 0:51	62.6	1/8/2011 2:01	60.0	2/8/2011 3:11	57.7
27/8/2011 20:36	65.3	28/7/2011 6:36	60.3	29/7/2011 23:46	64.1	31/7/2011 0:56	63.0	1/8/2011 2:06	59.2	2/8/2011 3:16	57.6
27/8/2011 20:41	65.6	28/7/2011 6:41	61.1	29/7/2011 23:51	63.2	31/7/2011 1:01	63.2	1/8/2011 2:11	60.2	2/8/2011 3:21	57.9
27/8/2011 20:46	65.3	28/7/2011 6:46	60.4	29/7/2011 23:56	64.2	31/7/2011 1:06	62.9	1/8/2011 2:16	59.0	2/8/2011 3:26	58.5
27/8/2011 20:51	65.4	28/7/2011 6:51	61.1	30/7/2011 0:01	63.5	31/7/2011 1:11	62.2	1/8/2011 2:21	59.0	2/8/2011 3:31	57.9
27/8/2011 20:56	65.1	28/7/2011 6:56	61.9	30/7/2011 0:06	64.3	31/7/2011 1:16	62.4	1/8/2011 2:26	58.4	2/8/2011 3:36	57.1
27/8/2011 21:01	65.1	28/7/2011 23:01	61.1	30/7/2011 0:11	64.1	31/7/2011 1:21	62.9	1/8/2011 2:31	59.5	2/8/2011 3:41	58.2
27/8/2011 21:06	65.6	28/7/2011 23:06	61.8	30/7/2011 0:16	64.0	31/7/2011 1:26	64.2	1/8/2011 2:36	58.3	2/8/2011 3:46	58.2
27/8/2011 21:11	65.7	28/7/2011 23:11	60.9	30/7/2011 0:21	63.9	31/7/2011 1:31	61.2	1/8/2011 2:41	58.7	2/8/2011 3:51	58.9
27/8/2011 21:16	65.7	28/7/2011 23:16	61.7	30/7/2011 0:26	63.7	31/7/2011 1:36	62.0	1/8/2011 2:46	58.9	2/8/2011 3:56	59.1
27/8/2011 21:21	65.0	28/7/2011 23:21	61.8	30/7/2011 0:31	63.8	31/7/2011 1:41	62.2	1/8/2011 2:51	58.5	2/8/2011 4:01	57.5
27/8/2011 21:26	65.9	28/7/2011 23:26	61.3	30/7/2011 0:36	63.5	31/7/2011 1:46	60.9	1/8/2011 2:56	58.7	2/8/2011 4:06	57.7
27/8/2011 21:31	66.8	28/7/2011 23:31	63.2	30/7/2011 0:41	63.9	31/7/2011 1:51	61.1	1/8/2011 3:01	58.2	2/8/2011 4:11	57.7
27/8/2011 21:36	64.4	28/7/2011 23:36	61.7	30/7/2011 0:46	63.2	31/7/2011 1:56	61.4	1/8/2011 3:06	58.2	2/8/2011 4:16	58.2
27/8/2011 21:41	62.1	28/7/2011 23:41	61.6	30/7/2011 0:51	63.0	31/7/2011 2:01	59.6	1/8/2011 3:11	58.7	2/8/2011 4:21	57.7
27/8/2011 21:46	62.0	28/7/2011 23:46	60.8	30/7/2011 0:56	63.6	31/7/2011 2:06	61.1	1/8/2011 3:16	58.1	2/8/2011 4:26	57.6
27/8/2011 21:51	61.8	28/7/2011 23:51	60.9	30/7/2011 1:01	63.8	31/7/2011 2:11	61.0	1/8/2011 3:21	59.1	2/8/2011 4:31	58.0
27/8/2011 21:56	62.3	28/7/2011 23:56	60.9	30/7/2011 1:06	63.4	31/7/2011 2:16	60.2	1/8/2011 3:26	58.3	2/8/2011 4:36	58.5
27/8/2011 22:01	63.3	29/7/2011 0:01	60.0	30/7/2011 1:11	63.2	31/7/2011 2:21	59.6	1/8/2011 3:31	58.5	2/8/2011 4:41	58.0
27/8/2011 22:06	61.6	29/7/2011 0:06	60.8	30/7/2011 1:16	63.2	31/7/2011 2:26	59.5	1/8/2011 3:36	58.5	2/8/2011 4:46	57.8
27/8/2011 22:11	62.0	29/7/2011 0:11	60.4	30/7/2011 1:21	63.9	31/7/2011 2:31	60.7	1/8/2011 3:41	58.3	2/8/2011 4:51	59.6
27/8/2011 22:16	62.7	29/7/2011 0:16	60.7	30/7/2011 1:26	62.8	31/7/2011 2:36	60.2	1/8/2011 3:46	58.0	2/8/2011 4:56	58.8
27/8/2011 22:21	62.1	29/7/2011 0:21	61.1	30/7/2011 1:31	62.9	31/7/2011 2:41	59.6	1/8/2011 3:51	58.3	2/8/2011 5:01	59.3
27/8/2011 22:26	62.8	29/7/2011 0:26	60.2	30/7/2011 1:36	63.0	31/7/2011 2:46	59.2	1/8/2011 3:56	58.1	2/8/2011 5:06	59.0
27/8/2011 22:31	62.3	29/7/2011 0:31	60.8	30/7/2011 1:41	62.1	31/7/2011 2:51	59.6	1/8/2011 4:01	58.7	2/8/2011 5:11	57.8
27											

Real-time Noise Data RTN2 (Oil Street Community Liaison Centre)

3/8/2011 0:31	60.6	4/8/2011 1:41	57.3	5/8/2011 2:51	57.1	6/8/2011 4:01	57.7	7/8/2011 5:11	59.7	8/8/2011 6:21	62.2
3/8/2011 0:36	59.7	4/8/2011 1:46	57.6	5/8/2011 2:56	57.8	6/8/2011 4:06	57.4	7/8/2011 5:16	58.9	8/8/2011 6:26	61.6
3/8/2011 0:41	59.8	4/8/2011 1:51	58.4	5/8/2011 3:01	55.9	6/8/2011 4:11	58.1	7/8/2011 5:21	63.1	8/8/2011 6:31	62.0
3/8/2011 0:46	60.1	4/8/2011 1:56	57.6	5/8/2011 3:06	56.5	6/8/2011 4:16	58.1	7/8/2011 5:26	65.8	8/8/2011 6:36	62.3
3/8/2011 0:51	58.5	4/8/2011 2:01	56.8	5/8/2011 3:11	57.3	6/8/2011 4:21	57.7	7/8/2011 5:31	58.3	8/8/2011 6:41	64.4
3/8/2011 0:56	59.7	4/8/2011 2:06	57.3	5/8/2011 3:16	56.8	6/8/2011 4:26	57.7	7/8/2011 5:36	57.5	8/8/2011 6:46	62.5
3/8/2011 1:01	59.0	4/8/2011 2:11	57.7	5/8/2011 3:21	56.3	6/8/2011 4:31	57.9	7/8/2011 5:41	57.9	8/8/2011 6:51	64.6
3/8/2011 1:06	58.7	4/8/2011 2:16	56.9	5/8/2011 3:26	56.2	6/8/2011 4:36	57.0	7/8/2011 5:46	58.9	8/8/2011 6:56	63.5
3/8/2011 1:11	58.1	4/8/2011 2:21	57.3	5/8/2011 3:31	56.3	6/8/2011 4:41	57.1	7/8/2011 5:51	59.3	8/8/2011 23:01	61.1
3/8/2011 1:16	58.4	4/8/2011 2:26	57.9	5/8/2011 3:36	56.9	6/8/2011 4:46	56.8	7/8/2011 5:56	58.6	8/8/2011 23:06	60.9
3/8/2011 1:21	59.7	4/8/2011 2:31	57.3	5/8/2011 3:41	55.7	6/8/2011 4:51	56.6	7/8/2011 6:01	59.2	8/8/2011 23:11	61.4
3/8/2011 1:26	58.3	4/8/2011 2:36	56.7	5/8/2011 3:46	56.7	6/8/2011 4:56	56.9	7/8/2011 6:06	60.7	8/8/2011 23:16	61.2
3/8/2011 1:31	58.2	4/8/2011 2:41	57.1	5/8/2011 3:51	55.9	6/8/2011 5:01	57.1	7/8/2011 6:11	60.8	8/8/2011 23:21	61.3
3/8/2011 1:36	57.7	4/8/2011 2:46	56.1	5/8/2011 3:56	56.0	6/8/2011 5:06	57.8	7/8/2011 6:16	59.0	8/8/2011 23:26	61.4
3/8/2011 1:41	58.3	4/8/2011 2:51	56.4	5/8/2011 4:01	55.8	6/8/2011 5:11	57.1	7/8/2011 6:21	61.3	8/8/2011 23:31	60.9
3/8/2011 1:46	57.9	4/8/2011 2:56	57.5	5/8/2011 4:06	55.9	6/8/2011 5:16	57.8	7/8/2011 6:26	60.2	8/8/2011 23:36	60.5
3/8/2011 1:51	58.2	4/8/2011 3:01	57.6	5/8/2011 4:11	55.1	6/8/2011 5:21	57.4	7/8/2011 6:31	60.5	8/8/2011 23:41	60.3
3/8/2011 1:56	57.5	4/8/2011 3:06	57.7	5/8/2011 4:16	55.5	6/8/2011 5:26	57.7	7/8/2011 6:36	59.8	8/8/2011 23:46	60.8
3/8/2011 2:01	57.8	4/8/2011 3:11	55.9	5/8/2011 4:21	56.0	6/8/2011 5:31	57.3	7/8/2011 6:41	61.1	8/8/2011 23:51	60.6
3/8/2011 2:06	56.6	4/8/2011 3:16	56.6	5/8/2011 4:26	55.4	6/8/2011 5:36	58.5	7/8/2011 6:46	60.6	8/8/2011 23:56	60.2
3/8/2011 2:11	56.9	4/8/2011 3:21	56.9	5/8/2011 4:31	56.4	6/8/2011 5:41	59.4	7/8/2011 6:51	60.8	9/8/2011 0:01	60.2
3/8/2011 2:16	56.6	4/8/2011 3:26	55.8	5/8/2011 4:36	55.8	6/8/2011 5:46	58.3	7/8/2011 6:56	60.1	9/8/2011 0:06	62.6
3/8/2011 2:21	57.0	4/8/2011 3:31	56.2	5/8/2011 4:41	56.9	6/8/2011 5:51	61.4	7/8/2011 23:01	61.1	9/8/2011 0:11	62.0
3/8/2011 2:26	56.6	4/8/2011 3:36	57.7	5/8/2011 4:46	56.2	6/8/2011 5:56	59.7	7/8/2011 23:06	60.4	9/8/2011 0:16	59.9
3/8/2011 2:31	56.4	4/8/2011 3:41	55.8	5/8/2011 4:51	56.3	6/8/2011 6:01	60.1	7/8/2011 23:11	59.9	9/8/2011 0:21	60.0
3/8/2011 2:36	56.9	4/8/2011 3:46	56.0	5/8/2011 4:56	57.0	6/8/2011 6:06	59.6	7/8/2011 23:16	60.0	9/8/2011 0:26	60.4
3/8/2011 2:41	57.9	4/8/2011 3:51	56.5	5/8/2011 5:01	57.9	6/8/2011 6:11	59.4	7/8/2011 23:21	60.6	9/8/2011 0:31	60.6
3/8/2011 2:46	57.8	4/8/2011 3:56	57.6	5/8/2011 5:06	56.0	6/8/2011 6:16	60.2	7/8/2011 23:26	60.8	9/8/2011 0:36	59.1
3/8/2011 2:51	57.6	4/8/2011 4:01	56.6	5/8/2011 5:11	56.4	6/8/2011 6:21	60.9	7/8/2011 23:31	60.3	9/8/2011 0:41	59.1
3/8/2011 2:56	57.1	4/8/2011 4:06	56.0	5/8/2011 5:16	56.7	6/8/2011 6:26	62.2	7/8/2011 23:36	60.2	9/8/2011 0:46	59.6
3/8/2011 3:01	56.3	4/8/2011 4:11	57.3	5/8/2011 5:21	56.3	6/8/2011 6:31	59.7	7/8/2011 23:41	60.2	9/8/2011 0:51	58.6
3/8/2011 3:06	56.1	4/8/2011 4:16	56.1	5/8/2011 5:26	57.1	6/8/2011 6:36	60.2	7/8/2011 23:46	60.9	9/8/2011 0:56	58.8
3/8/2011 3:11	56.6	4/8/2011 4:21	54.2	5/8/2011 5:31	56.9	6/8/2011 6:41	60.5	7/8/2011 23:51	60.2	9/8/2011 1:01	59.0
3/8/2011 3:16	56.1	4/8/2011 4:26	56.8	5/8/2011 5:36	56.8	6/8/2011 6:46	61.1	7/8/2011 23:56	59.9	9/8/2011 1:06	59.7
3/8/2011 3:21	56.8	4/8/2011 4:31	55.8	5/8/2011 5:41	58.6	6/8/2011 6:51	62.8	8/8/2011 0:01	60.3	9/8/2011 1:11	59.1
3/8/2011 3:26	55.0	4/8/2011 4:36	55.4	5/8/2011 5:46	58.3	6/8/2011 6:56	63.8	8/8/2011 0:06	59.7	9/8/2011 1:16	58.4
3/8/2011 3:31	56.4	4/8/2011 4:41	56.0	5/8/2011 5:51	63.1	6/8/2011 23:01	60.6	8/8/2011 0:11	60.4	9/8/2011 1:21	58.5
3/8/2011 3:36	55.0	4/8/2011 4:46	56.1	5/8/2011 5:56	60.9	6/8/2011 23:06	61.4	8/8/2011 0:16	60.0	9/8/2011 1:26	58.8
3/8/2011 3:41	55.5	4/8/2011 4:51	56.5	5/8/2011 6:01	59.8	6/8/2011 23:11	61.0	8/8/2011 0:21	60.7	9/8/2011 1:31	58.2
3/8/2011 3:46	56.6	4/8/2011 4:56	55.6	5/8/2011 6:06	67.4	6/8/2011 23:16	60.8	8/8/2011 0:26	59.8	9/8/2011 1:36	57.4
3/8/2011 3:51	56.3	4/8/2011 5:01	55.6	5/8/2011 6:11	60.2	6/8/2011 23:21	61.0	8/8/2011 0:31	59.9	9/8/2011 1:41	57.9
3/8/2011 3:56	56.5	4/8/2011 5:06	56.3	5/8/2011 6:16	61.6	6/8/2011 23:26	61.2	8/8/2011 0:36	58.4	9/8/2011 1:46	58.1
3/8/2011 4:01	56.1	4/8/2011 5:11	56.3	5/8/2011 6:21	60.9	6/8/2011 23:31	61.4	8/8/2011 0:41	58.8	9/8/2011 1:51	58.0
3/8/2011 4:06	56.1	4/8/2011 5:16	56.3	5/8/2011 6:26	61.5	6/8/2011 23:36	61.0	8/8/2011 0:46	59.0	9/8/2011 1:56	57.3
3/8/2011 4:11	56.9	4/8/2011 5:21	56.9	5/8/2011 6:31	60.1	6/8/2011 23:41	60.4	8/8/2011 0:51	58.7	9/8/2011 2:01	56.8
3/8/2011 4:16	56.3	4/8/2011 5:26	56.9	5/8/2011 6:36	61.0	6/8/2011 23:46	61.2	8/8/2011 0:56	57.6	9/8/2011 2:06	56.8
3/8/2011 4:21	56.2	4/8/2011 5:31	57.0	5/8/2011 6:41	61.0	6/8/2011 23:51	60.8	8/8/2011 1:01	58.1	9/8/2011 2:11	57.0
3/8/2011 4:26	56.1	4/8/2011 5:36	57.5	5/8/2011 6:46	61.8	6/8/2011 23:56	60.6	8/8/2011 1:06	58.0	9/8/2011 2:16	56.5
3/8/2011 4:31	56.3	4/8/2011 5:41	58.7	5/8/2011 6:51	61.5	7/8/2011 0:01	60.5	8/8/2011 1:11	57.3	9/8/2011 2:21	64.2
3/8/2011 4:36	56.5	4/8/2011 5:46	58.0	5/8/2011 6:56	61.7	7/8/2011 0:06	60.2	8/8/2011 1:16	58.3	9/8/2011 2:26	59.5
3/8/2011 4:41	56.2	4/8/2011 5:51	62.4	5/8/2011 23:01	60.9	7/8/2011 0:11	60.9	8/8/2011 1:21	57.6	9/8/2011 2:31	58.7
3/8/2011 4:46	58.8	4/8/2011 5:56	63.8	5/8/2011 23:06	61.0	7/8/2011 0:16	60.6	8/8/2011 1:26	57.3	9/8/2011 2:36	57.7
3/8/2011 4:51	56.3	4/8/2011 6:01	66.9	5/8/2011 23:11	60.6	7/8/2011 0:21	60.5	8/8/2011 1:31	57.7	9/8/2011 2:41	58.5
3/8/2011 4:56	55.6	4/8/2011 6:06	66.7	5/8/2011 23:16	61.1	7/8/2011 0:26	60.4	8/8/2011 1:36	57.8	9/8/2011 2:46	57.1
3/8/2011 5:01	55.4	4/8/2011 6:11	64.5	5/8/2011 23:21	60.5	7/8/2011 0:31	60.5	8/8/2011 1:41	57.3	9/8/2011 2:51	57.6
3/8/2011 5:06	58.0	4/8/2011 6:16	60.4	5/8/2011 23:26	60.6	7/8/2011 0:36	60.3	8/8/2011 1:46	56.9	9/8/2011 2:56	58.2
3/8/2011 5:11	57.0	4/8/2011 6:21	60.5	5/8/2011 23:31	61.0	7/8/2011 0:41	60.3	8/8/2011 1:51	57.3	9/8/2011 3:01	61.7
3/8/2011 5:16	57.1	4/8/2011 6:26	60.8	5/8/2011 23:36	60.7	7/8/2011 0:46	61.0	8/8/2011 1:56	56.8	9/8/2011 3:06	61.9
3/8/2011 5:21	56.7	4/8/2011 6:31	59.7	5/8/2011 23:41	61.4	7/8/2011 0:51	60.3	8/8/2011 2:01	56.3	9/8/2011 3:11	60.7
3/8/2011 5:26	56.6	4/8/2011 6:36	61.3	5/8/2011 23:46	59.8	7/8/2011 0:56	60.4	8/8/2011 2:06	57.1	9/8/2011 3:16	60.5
3/8/2011 5:31	58.0	4/8/2011 6:41	60.6	5/8/2011 23:51	60.5	7/8/2011 1:01	59.5	8/8/2011 2:11	56.0	9/8/2011 3:21	66.5
3/8/2011 5:36	57.4	4/8/2011 6:46	61.3	5/8/2011 23:56	60.6	7/8/2011 1:06	59.4	8/8/2011 2:16	55.8	9/8/2011 3:26	61.1
3/8/2011 5:41	56.7	4/8/2011 6:51	62.1	6/8/2011 0:01	61.2	7/8/2011 1:11	59.7	8/8/2011 2:21	56.3	9/8/2011 3:31	62.1
3/8/2011 5:46	59.1	4/8/2011 6:56	61.5	6/8/2011 0:06	60.7	7/8/2011 1:16	60.0	8/8/2011 2:26	56.0	9/8/2011 3:36	67.1
3/8/2011 5:51	58.7	4/8/2011 23:01	60.5	6/8/2011 0:11	60.3	7/8/2011 1:21	59.3	8/8/2011 2:31	56.0	9/8/2011 3:41	69.5
3/8/2011 5:56	59.7	4/8/2011 23:06	60.8	6/8/2011 0:16	59.9	7/8/2011 1:26	58.9	8/8/2011 2:36	56.0	9/8/2011 3:46	67.1
3/8/2011 6:01	61.3	4/8/2011 23:11	60.3	6/8/2011 0:21	60.6	7/8/2011 1:31	59.1	8/8/2011 2:41	55.7	9/8/2011 3:51	64.9
3/8/2011 6:06	61.5	4/8/2011 23:16	60.7	6/8/2011 0:26	60.3	7/8/2011 1:36	59.0	8/8/2011 2:46	55.2	9/8/2011 3:56	61.3
3/8/2011 6:11	59.8	4/8/2011 23:21	60.5	6/8/2011 0:31	61.3	7/8/2011 1:41	59.0	8/8/2011 2:51	55.3	9/8/2011 4:01	60.0
3/8/2011 6:16	61.8	4/8/2011 23:26	61.0	6/8/2011 0:36	59.6	7/8/2011 1:46	59.2	8/8/2011 2:56	56.1	9/8/2011 4:06	58.8
3/8/2011 6:21	68.7	4/8/2011 23:31	60.8	6/8/2011 0:41	59.8	7/8/2011 1:51	59.3	8/8/2011 3:01	54.9	9/8/2011 4:11	58.1
3/8/2011 6:26	60.2	4/8/2011 23:36	61.2	6/8/2011 0:46	60.0	7/8/2011 1:56	58.7	8/8/2011 3:06	55.2	9/8/2011 4:16	58.6
3/8/2011 6:31	61.2	4/8/2011 23:41	60.8	6/8/2011 0:51	60.0	7/8/2011 2:01	58.8	8/8/2011 3:11	55.3	9/8/2011 4:21	58.7
3/8/2011 6:36	60.5	4/8/2011 23:46									

Real-time Noise Data RTN2 (Oil Street Community Liaison Centre)

9/8/2011 23:31	62.7	11/8/2011 0:41	61.3	12/8/2011 1:51	58.5	13/8/2011 3:01	61.8	14/8/2011 4:11	56.7	15/8/2011 5:21	56.6
9/8/2011 23:36	62.3	11/8/2011 0:46	60.4	12/8/2011 1:56	58.5	13/8/2011 3:06	61.1	14/8/2011 4:16	56.9	15/8/2011 5:26	56.8
9/8/2011 23:41	62.8	11/8/2011 0:51	60.9	12/8/2011 2:01	58.1	13/8/2011 3:11	61.0	14/8/2011 4:21	57.4	15/8/2011 5:31	55.8
9/8/2011 23:46	62.4	11/8/2011 0:56	60.3	12/8/2011 2:06	57.8	13/8/2011 3:16	60.2	14/8/2011 4:26	57.3	15/8/2011 5:36	56.6
9/8/2011 23:51	62.4	11/8/2011 1:01	60.9	12/8/2011 2:11	60.2	13/8/2011 3:21	59.9	14/8/2011 4:31	57.4	15/8/2011 5:41	56.8
9/8/2011 23:56	62.7	11/8/2011 1:06	59.6	12/8/2011 2:16	58.2	13/8/2011 3:26	59.5	14/8/2011 4:36	57.0	15/8/2011 5:46	57.3
10/8/2011 0:01	62.6	11/8/2011 1:11	59.8	12/8/2011 2:21	59.7	13/8/2011 3:31	59.1	14/8/2011 4:41	57.6	15/8/2011 5:51	57.4
10/8/2011 0:06	62.6	11/8/2011 1:16	59.6	12/8/2011 2:26	57.6	13/8/2011 3:36	59.4	14/8/2011 4:46	57.7	15/8/2011 5:56	58.9
10/8/2011 0:11	62.3	11/8/2011 1:21	59.8	12/8/2011 2:31	57.4	13/8/2011 3:41	59.9	14/8/2011 4:51	57.8	15/8/2011 6:01	59.5
10/8/2011 0:16	62.2	11/8/2011 1:26	60.1	12/8/2011 2:36	60.9	13/8/2011 3:46	59.7	14/8/2011 4:56	57.1	15/8/2011 6:06	60.7
10/8/2011 0:21	62.3	11/8/2011 1:31	60.4	12/8/2011 2:41	57.0	13/8/2011 3:51	59.1	14/8/2011 5:01	57.4	15/8/2011 6:11	58.1
10/8/2011 0:26	62.5	11/8/2011 1:36	63.0	12/8/2011 2:46	56.9	13/8/2011 3:56	59.6	14/8/2011 5:06	58.2	15/8/2011 6:16	60.0
10/8/2011 0:31	62.7	11/8/2011 1:41	62.8	12/8/2011 2:51	57.4	13/8/2011 4:01	58.9	14/8/2011 5:11	58.4	15/8/2011 6:21	60.8
10/8/2011 0:36	61.2	11/8/2011 1:46	62.0	12/8/2011 2:56	56.7	13/8/2011 4:06	59.5	14/8/2011 5:16	58.7	15/8/2011 6:26	60.8
10/8/2011 0:41	60.5	11/8/2011 1:51	61.5	12/8/2011 3:01	57.7	13/8/2011 4:11	59.8	14/8/2011 5:21	58.1	15/8/2011 6:31	59.8
10/8/2011 0:46	61.4	11/8/2011 1:56	64.9	12/8/2011 3:06	57.5	13/8/2011 4:16	59.5	14/8/2011 5:26	57.9	15/8/2011 6:36	60.3
10/8/2011 0:51	60.2	11/8/2011 2:01	67.8	12/8/2011 3:11	57.2	13/8/2011 4:21	59.3	14/8/2011 5:31	57.1	15/8/2011 6:41	63.1
10/8/2011 0:56	60.7	11/8/2011 2:06	68.2	12/8/2011 3:16	56.4	13/8/2011 4:26	59.2	14/8/2011 5:36	58.5	15/8/2011 6:46	60.7
10/8/2011 1:01	60.3	11/8/2011 2:11	63.0	12/8/2011 3:21	57.1	13/8/2011 4:31	59.2	14/8/2011 5:41	57.4	15/8/2011 6:51	61.9
10/8/2011 1:06	60.6	11/8/2011 2:16	61.1	12/8/2011 3:26	57.1	13/8/2011 4:36	59.3	14/8/2011 5:46	57.6	15/8/2011 6:56	61.4
10/8/2011 1:11	60.6	11/8/2011 2:21	60.2	12/8/2011 3:31	58.7	13/8/2011 4:41	59.4	14/8/2011 5:51	58.1	15/8/2011 7:01	56.0
10/8/2011 1:16	59.8	11/8/2011 2:26	60.2	12/8/2011 3:36	58.0	13/8/2011 4:46	59.4	14/8/2011 5:56	59.2	15/8/2011 7:06	58.5
10/8/2011 1:21	60.6	11/8/2011 2:31	59.7	12/8/2011 3:41	56.9	13/8/2011 4:51	59.5	14/8/2011 6:01	58.1	15/8/2011 7:11	55.1
10/8/2011 1:26	60.1	11/8/2011 2:36	59.7	12/8/2011 3:46	57.4	13/8/2011 4:56	58.9	14/8/2011 6:06	59.0	15/8/2011 7:16	55.1
10/8/2011 1:31	59.8	11/8/2011 2:41	58.5	12/8/2011 3:51	57.2	13/8/2011 5:01	59.5	14/8/2011 6:11	61.6	15/8/2011 7:21	55.0
10/8/2011 1:36	59.1	11/8/2011 2:46	58.7	12/8/2011 3:56	56.8	13/8/2011 5:06	59.1	14/8/2011 6:16	59.1	15/8/2011 7:26	56.2
10/8/2011 1:41	59.6	11/8/2011 2:51	58.9	12/8/2011 4:01	57.2	13/8/2011 5:11	60.0	14/8/2011 6:21	59.7	15/8/2011 7:31	55.8
10/8/2011 1:46	59.9	11/8/2011 2:56	59.0	12/8/2011 4:06	56.7	13/8/2011 5:16	59.9	14/8/2011 6:26	60.1	15/8/2011 7:36	56.3
10/8/2011 1:51	59.5	11/8/2011 3:01	59.1	12/8/2011 4:11	56.8	13/8/2011 5:21	59.6	14/8/2011 6:31	64.1	15/8/2011 7:41	57.1
10/8/2011 1:56	59.0	11/8/2011 3:06	58.4	12/8/2011 4:16	57.0	13/8/2011 5:26	59.9	14/8/2011 6:36	66.5	15/8/2011 7:46	56.8
10/8/2011 2:01	59.0	11/8/2011 3:11	58.1	12/8/2011 4:21	57.3	13/8/2011 5:31	59.8	14/8/2011 6:41	60.5	15/8/2011 7:51	55.3
10/8/2011 2:06	59.2	11/8/2011 3:16	58.0	12/8/2011 4:26	56.9	13/8/2011 5:36	63.8	14/8/2011 6:46	60.3	15/8/2011 7:56	56.0
10/8/2011 2:11	59.0	11/8/2011 3:21	58.7	12/8/2011 4:31	56.6	13/8/2011 5:41	67.5	14/8/2011 6:51	60.9	16/8/2011 0:01	60.5
10/8/2011 2:16	58.7	11/8/2011 3:26	58.3	12/8/2011 4:36	57.3	13/8/2011 5:46	60.7	14/8/2011 6:56	61.3	16/8/2011 0:06	59.7
10/8/2011 2:21	58.5	11/8/2011 3:31	58.5	12/8/2011 4:41	56.9	13/8/2011 5:51	60.5	14/8/2011 7:01	61.0	16/8/2011 0:11	60.3
10/8/2011 2:26	58.8	11/8/2011 3:36	58.5	12/8/2011 4:46	56.9	13/8/2011 5:56	61.1	14/8/2011 7:06	60.8	16/8/2011 0:16	59.5
10/8/2011 2:31	58.6	11/8/2011 3:41	57.5	12/8/2011 4:51	56.7	13/8/2011 6:01	60.9	14/8/2011 7:11	60.5	16/8/2011 0:21	60.1
10/8/2011 2:36	58.0	11/8/2011 3:46	58.4	12/8/2011 4:56	57.5	13/8/2011 6:06	60.7	14/8/2011 7:16	60.4	16/8/2011 0:26	59.9
10/8/2011 2:41	58.2	11/8/2011 3:51	58.5	12/8/2011 5:01	57.2	13/8/2011 6:11	61.7	14/8/2011 7:21	60.6	16/8/2011 0:31	60.0
10/8/2011 2:46	58.3	11/8/2011 3:56	57.6	12/8/2011 5:06	57.4	13/8/2011 6:16	62.8	14/8/2011 7:26	60.4	16/8/2011 0:36	60.3
10/8/2011 2:51	58.2	11/8/2011 4:01	57.8	12/8/2011 5:11	58.0	13/8/2011 6:21	61.9	14/8/2011 7:31	60.0	16/8/2011 0:41	58.7
10/8/2011 2:56	58.1	11/8/2011 4:06	56.8	12/8/2011 5:16	57.8	13/8/2011 6:26	63.1	14/8/2011 7:36	60.3	16/8/2011 0:46	60.0
10/8/2011 3:01	58.3	11/8/2011 4:11	58.5	12/8/2011 5:21	58.4	13/8/2011 6:31	61.5	14/8/2011 7:41	60.6	16/8/2011 0:51	58.9
10/8/2011 3:06	56.8	11/8/2011 4:16	56.4	12/8/2011 5:26	57.1	13/8/2011 6:36	61.4	14/8/2011 7:46	60.0	16/8/2011 0:56	59.4
10/8/2011 3:11	58.2	11/8/2011 4:21	57.2	12/8/2011 5:31	57.8	13/8/2011 6:41	62.1	14/8/2011 7:51	59.7	16/8/2011 1:01	59.2
10/8/2011 3:16	57.6	11/8/2011 4:26	57.3	12/8/2011 5:36	58.1	13/8/2011 6:46	61.8	14/8/2011 7:56	59.8	16/8/2011 1:06	58.6
10/8/2011 3:21	57.5	11/8/2011 4:31	58.7	12/8/2011 5:41	58.7	13/8/2011 6:51	62.2	14/8/2011 8:01	60.9	16/8/2011 1:11	58.5
10/8/2011 3:26	57.4	11/8/2011 4:36	58.3	12/8/2011 5:46	58.6	13/8/2011 6:56	61.9	14/8/2011 8:06	60.4	16/8/2011 1:16	57.2
10/8/2011 3:31	56.9	11/8/2011 4:41	58.2	12/8/2011 5:51	58.4	13/8/2011 7:01	61.0	14/8/2011 8:11	61.7	16/8/2011 1:21	57.9
10/8/2011 3:36	56.6	11/8/2011 4:46	58.4	12/8/2011 5:56	59.0	13/8/2011 7:06	61.2	14/8/2011 8:16	60.2	16/8/2011 1:26	58.2
10/8/2011 3:41	57.5	11/8/2011 4:51	58.5	12/8/2011 6:01	59.3	13/8/2011 7:11	60.7	14/8/2011 8:21	62.0	16/8/2011 1:31	57.3
10/8/2011 3:46	58.2	11/8/2011 4:56	57.9	12/8/2011 6:06	62.7	13/8/2011 7:16	60.5	14/8/2011 8:26	59.6	16/8/2011 1:36	58.6
10/8/2011 3:51	58.5	11/8/2011 5:01	58.1	12/8/2011 6:11	62.1	13/8/2011 7:21	60.9	14/8/2011 8:31	59.9	16/8/2011 1:41	58.5
10/8/2011 3:56	58.8	11/8/2011 5:06	58.7	12/8/2011 6:16	59.4	13/8/2011 7:26	60.9	14/8/2011 8:36	59.9	16/8/2011 1:46	57.0
10/8/2011 4:01	56.7	11/8/2011 5:11	58.1	12/8/2011 6:21	62.4	13/8/2011 7:31	61.2	14/8/2011 8:41	58.7	16/8/2011 1:51	57.3
10/8/2011 4:06	57.4	11/8/2011 5:16	58.1	12/8/2011 6:26	59.9	13/8/2011 7:36	60.7	14/8/2011 8:46	58.6	16/8/2011 1:56	57.0
10/8/2011 4:11	56.3	11/8/2011 5:21	58.7	12/8/2011 6:31	61.0	13/8/2011 7:41	60.5	14/8/2011 8:51	58.1	16/8/2011 2:01	57.9
10/8/2011 4:16	58.0	11/8/2011 5:26	58.4	12/8/2011 6:36	61.0	13/8/2011 7:46	61.2	14/8/2011 8:56	57.3	16/8/2011 2:06	58.0
10/8/2011 4:21	57.7	11/8/2011 5:31	60.2	12/8/2011 6:41	61.6	13/8/2011 7:51	60.6	14/8/2011 9:01	58.5	16/8/2011 2:11	56.9
10/8/2011 4:26	57.0	11/8/2011 5:36	59.1	12/8/2011 6:46	62.1	13/8/2011 7:56	60.1	14/8/2011 9:06	57.5	16/8/2011 2:16	56.5
10/8/2011 4:31	56.7	11/8/2011 5:41	58.4	12/8/2011 6:51	61.2	14/8/2011 0:01	60.5	14/8/2011 9:11	57.9	16/8/2011 2:21	56.7
10/8/2011 4:36	57.5	11/8/2011 5:46	60.1	12/8/2011 6:56	61.5	14/8/2011 0:06	61.1	14/8/2011 9:16	58.0	16/8/2011 2:26	56.6
10/8/2011 4:41	57.6	11/8/2011 5:51	60.3	12/8/2011 7:01	61.8	14/8/2011 0:11	60.5	14/8/2011 9:21	58.4	16/8/2011 2:31	56.5
10/8/2011 4:46	57.7	11/8/2011 5:56	60.5	12/8/2011 7:06	61.8	14/8/2011 0:16	60.7	14/8/2011 9:26	57.5	16/8/2011 2:36	56.3
10/8/2011 4:51	58.2	11/8/2011 6:01	60.8	12/8/2011 7:11	62.4	14/8/2011 0:21	60.7	14/8/2011 9:31	57.4	16/8/2011 2:41	55.4
10/8/2011 4:56	57.2	11/8/2011 6:06	60.2	12/8/2011 7:16	62.3	14/8/2011 0:26	61.5	14/8/2011 9:36	57.6	16/8/2011 2:46	56.0
10/8/2011 5:01	58.1	11/8/2011 6:11	60.1	12/8/2011 7:21	61.8	14/8/2011 0:31	60.4	14/8/2011 9:41	57.3	16/8/2011 2:51	58.5
10/8/2011 5:06	57.6	11/8/2011 6:16	61.9	12/8/2011 7:26	62.1	14/8/2011 0:36	60.1	14/8/2011 9:46	58.0	16/8/2011 2:56	55.1
10/8/2011 5:11	57.5	11/8/2011 6:21	61.2	12/8/2011 7:31	61.7	14/8/2011 0:41	59.7	14/8/2011 9:51	57.5	16/8/2011 3:01	55.1
10/8/2011 5:16	61.2	11/8/2011 6:26	61.5	12/8/2011 7:36	61.6	14/8/2011 0:46	60.2	14/8/2011 9:56	56.1	16/8/2011 3:06	55.0
10/8/2011 5:21	57.6	11/8/2011 6:31	62.1	12/8/2011 7:41	61.8	14/8/2011 0:51	59.2	14/8/2011 10:01	58.2	16/8/2011 3:11	56.2
10/8/201											

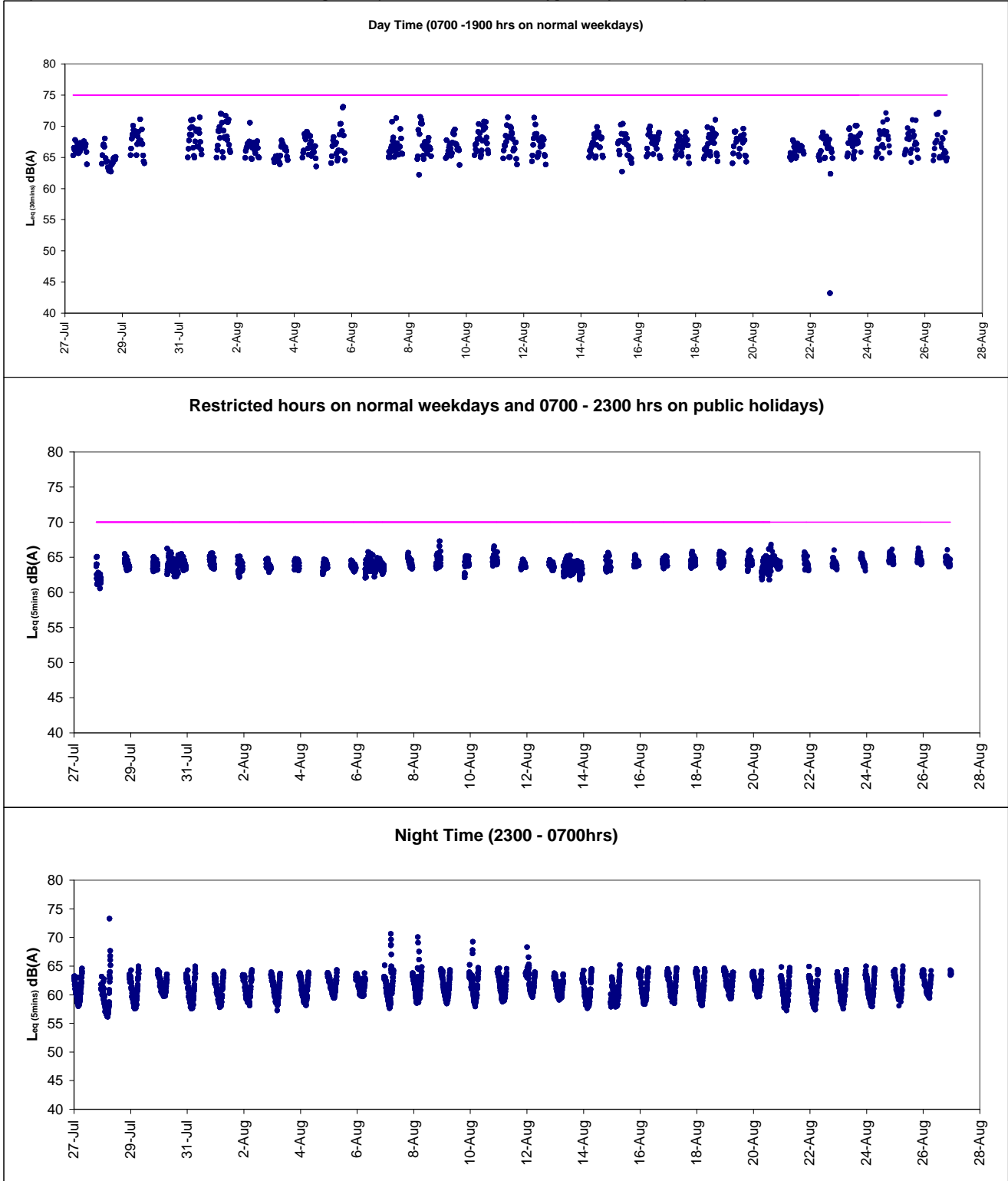
Real-time Noise Data RTN2 (Oil Street Community Liaison Centre)

16/8/2011 6:31	66.3	17/8/2011 23:41	61.2	19/8/2011 0:51	60.4	20/8/2011 2:01	59.2	21/8/2011 3:11	57.3	22/8/2011 4:21	55.2
16/8/2011 6:36	61.3	17/8/2011 23:46	61.3	19/8/2011 0:56	62.0	20/8/2011 2:06	59.4	21/8/2011 3:16	57.5	22/8/2011 4:26	55.1
16/8/2011 6:41	61.2	17/8/2011 23:51	60.7	19/8/2011 1:01	60.3	20/8/2011 2:11	58.2	21/8/2011 3:21	57.6	22/8/2011 4:31	55.5
16/8/2011 6:46	61.5	17/8/2011 23:56	60.5	19/8/2011 1:06	60.7	20/8/2011 2:16	59.0	21/8/2011 3:26	57.1	22/8/2011 4:36	55.4
16/8/2011 6:51	63.5	18/8/2011 0:01	62.3	19/8/2011 1:11	60.0	20/8/2011 2:21	58.5	21/8/2011 3:31	58.1	22/8/2011 4:41	55.1
16/8/2011 6:56	63.6	18/8/2011 0:06	60.7	19/8/2011 1:16	59.8	20/8/2011 2:26	58.5	21/8/2011 3:36	57.8	22/8/2011 4:46	55.7
16/8/2011 23:01	61.2	18/8/2011 0:11	61.2	19/8/2011 1:21	60.0	20/8/2011 2:31	58.3	21/8/2011 3:41	57.8	22/8/2011 4:51	56.1
16/8/2011 23:06	61.6	18/8/2011 0:16	60.6	19/8/2011 1:26	60.0	20/8/2011 2:36	58.8	21/8/2011 3:46	57.3	22/8/2011 4:56	57.8
16/8/2011 23:11	61.9	18/8/2011 0:21	61.3	19/8/2011 1:31	59.8	20/8/2011 2:41	58.6	21/8/2011 3:51	59.4	22/8/2011 5:01	56.2
16/8/2011 23:16	61.6	18/8/2011 0:26	61.0	19/8/2011 1:36	60.0	20/8/2011 2:46	58.8	21/8/2011 3:56	57.4	22/8/2011 5:06	56.5
16/8/2011 23:21	61.9	18/8/2011 0:31	61.3	19/8/2011 1:41	59.4	20/8/2011 2:51	58.6	21/8/2011 4:01	56.9	22/8/2011 5:11	56.2
16/8/2011 23:26	61.8	18/8/2011 0:36	60.4	19/8/2011 1:46	59.5	20/8/2011 2:56	58.9	21/8/2011 4:06	57.1	22/8/2011 5:16	56.4
16/8/2011 23:31	62.5	18/8/2011 0:41	60.0	19/8/2011 1:51	59.6	20/8/2011 3:01	58.0	21/8/2011 4:11	57.3	22/8/2011 5:21	55.6
16/8/2011 23:36	61.9	18/8/2011 0:46	60.4	19/8/2011 1:56	59.2	20/8/2011 3:06	58.3	21/8/2011 4:16	57.7	22/8/2011 5:26	55.9
16/8/2011 23:41	60.7	18/8/2011 0:51	59.8	19/8/2011 2:01	59.9	20/8/2011 3:11	58.2	21/8/2011 4:21	57.2	22/8/2011 5:31	57.6
16/8/2011 23:46	60.9	18/8/2011 0:56	59.5	19/8/2011 2:06	59.8	20/8/2011 3:16	58.2	21/8/2011 4:26	58.4	22/8/2011 5:36	59.1
16/8/2011 23:51	60.9	18/8/2011 1:01	59.4	19/8/2011 2:11	58.9	20/8/2011 3:21	57.6	21/8/2011 4:31	57.9	22/8/2011 5:41	65.6
16/8/2011 23:56	60.7	18/8/2011 1:06	59.1	19/8/2011 2:16	58.8	20/8/2011 3:26	58.1	21/8/2011 4:36	57.7	22/8/2011 5:46	61.4
17/8/2011 0:01	60.9	18/8/2011 1:11	59.1	19/8/2011 2:21	59.0	20/8/2011 3:31	57.3	21/8/2011 4:41	57.3	22/8/2011 5:51	57.7
17/8/2011 0:06	61.1	18/8/2011 1:16	59.2	19/8/2011 2:26	59.0	20/8/2011 3:36	57.6	21/8/2011 4:46	57.2	22/8/2011 5:56	59.4
17/8/2011 0:11	60.7	18/8/2011 1:21	59.1	19/8/2011 2:31	59.0	20/8/2011 3:41	58.0	21/8/2011 4:51	56.8	22/8/2011 6:01	59.9
17/8/2011 0:16	60.7	18/8/2011 1:26	59.9	19/8/2011 2:36	58.4	20/8/2011 3:46	58.7	21/8/2011 4:56	58.1	22/8/2011 6:06	59.4
17/8/2011 0:21	60.8	18/8/2011 1:31	59.7	19/8/2011 2:41	58.9	20/8/2011 3:51	57.4	21/8/2011 5:01	56.6	22/8/2011 6:11	62.6
17/8/2011 0:26	61.1	18/8/2011 1:36	58.3	19/8/2011 2:46	59.3	20/8/2011 3:56	59.0	21/8/2011 5:06	57.3	22/8/2011 6:16	59.5
17/8/2011 0:31	60.3	18/8/2011 1:41	59.0	19/8/2011 2:51	58.7	20/8/2011 4:01	58.1	21/8/2011 5:11	59.0	22/8/2011 6:21	60.1
17/8/2011 0:36	60.3	18/8/2011 1:46	58.7	19/8/2011 2:56	58.4	20/8/2011 4:06	57.4	21/8/2011 5:16	58.6	22/8/2011 6:26	61.4
17/8/2011 0:41	59.3	18/8/2011 1:51	57.9	19/8/2011 3:01	58.2	20/8/2011 4:11	58.3	21/8/2011 5:21	58.5	22/8/2011 6:31	62.8
17/8/2011 0:46	59.5	18/8/2011 1:56	58.2	19/8/2011 3:06	58.9	20/8/2011 4:16	57.3	21/8/2011 5:26	57.9	22/8/2011 6:36	63.9
17/8/2011 0:51	59.6	18/8/2011 2:01	57.4	19/8/2011 3:11	58.3	20/8/2011 4:21	57.0	21/8/2011 5:31	58.0	22/8/2011 6:41	61.0
17/8/2011 0:56	59.8	18/8/2011 2:06	58.7	19/8/2011 3:16	58.7	20/8/2011 4:26	57.0	21/8/2011 5:36	57.7	22/8/2011 6:46	61.3
17/8/2011 1:01	59.5	18/8/2011 2:11	57.9	19/8/2011 3:21	58.7	20/8/2011 4:31	57.4	21/8/2011 5:41	58.5	22/8/2011 6:51	62.9
17/8/2011 1:06	59.1	18/8/2011 2:16	57.3	19/8/2011 3:26	58.4	20/8/2011 4:36	58.0	21/8/2011 5:46	57.9	22/8/2011 6:56	63.0
17/8/2011 1:11	59.8	18/8/2011 2:21	57.9	19/8/2011 3:31	57.9	20/8/2011 4:41	58.2	21/8/2011 5:51	58.6	22/8/2011 23:01	61.7
17/8/2011 1:16	60.2	18/8/2011 2:26	57.3	19/8/2011 3:36	58.5	20/8/2011 4:46	58.0	21/8/2011 5:56	62.0	22/8/2011 23:06	61.8
17/8/2011 1:21	61.7	18/8/2011 2:31	58.5	19/8/2011 3:41	58.9	20/8/2011 4:51	56.9	21/8/2011 6:01	65.0	22/8/2011 23:11	61.6
17/8/2011 1:26	61.5	18/8/2011 2:36	57.9	19/8/2011 3:46	58.4	20/8/2011 4:56	57.2	21/8/2011 6:06	62.3	22/8/2011 23:16	61.7
17/8/2011 1:31	57.5	18/8/2011 2:41	57.8	19/8/2011 3:51	58.2	20/8/2011 5:01	57.5	21/8/2011 6:11	61.3	22/8/2011 23:21	61.2
17/8/2011 1:36	58.1	18/8/2011 2:46	57.2	19/8/2011 3:56	58.6	20/8/2011 5:06	56.7	21/8/2011 6:16	59.6	22/8/2011 23:26	61.4
17/8/2011 1:41	58.5	18/8/2011 2:51	59.0	19/8/2011 4:01	58.2	20/8/2011 5:11	58.3	21/8/2011 6:21	61.2	22/8/2011 23:31	61.3
17/8/2011 1:46	58.5	18/8/2011 2:56	58.5	19/8/2011 4:06	58.7	20/8/2011 5:16	60.6	21/8/2011 6:26	59.5	22/8/2011 23:36	61.3
17/8/2011 1:51	57.8	18/8/2011 3:01	57.5	19/8/2011 4:11	58.0	20/8/2011 5:21	59.7	21/8/2011 6:31	60.2	22/8/2011 23:41	61.1
17/8/2011 1:56	57.9	18/8/2011 3:06	56.9	19/8/2011 4:16	58.7	20/8/2011 5:26	58.5	21/8/2011 6:36	60.7	22/8/2011 23:46	61.0
17/8/2011 2:01	57.5	18/8/2011 3:11	57.4	19/8/2011 4:21	58.2	20/8/2011 5:31	59.0	21/8/2011 6:41	61.0	22/8/2011 23:51	60.8
17/8/2011 2:06	58.2	18/8/2011 3:16	57.3	19/8/2011 4:26	58.3	20/8/2011 5:36	57.5	21/8/2011 6:46	61.0	22/8/2011 23:56	60.6
17/8/2011 2:11	57.2	18/8/2011 3:21	57.5	19/8/2011 4:31	58.5	20/8/2011 5:41	58.4	21/8/2011 6:51	60.9	23/8/2011 0:01	61.2
17/8/2011 2:16	57.5	18/8/2011 3:26	57.3	19/8/2011 4:36	58.0	20/8/2011 5:46	58.5	21/8/2011 6:56	60.7	23/8/2011 0:06	60.8
17/8/2011 2:21	57.2	18/8/2011 3:31	57.0	19/8/2011 4:41	58.1	20/8/2011 5:51	59.2	21/8/2011 7:01	60.9	23/8/2011 0:11	60.9
17/8/2011 2:26	57.9	18/8/2011 3:36	57.3	19/8/2011 4:46	58.4	20/8/2011 5:56	59.7	21/8/2011 7:06	60.3	23/8/2011 0:16	60.6
17/8/2011 2:31	57.8	18/8/2011 3:41	57.2	19/8/2011 4:51	58.9	20/8/2011 6:01	59.5	21/8/2011 7:11	60.1	23/8/2011 0:21	60.8
17/8/2011 2:36	56.5	18/8/2011 3:46	57.3	19/8/2011 4:56	58.2	20/8/2011 6:06	60.1	21/8/2011 7:16	60.3	23/8/2011 0:26	61.2
17/8/2011 2:41	57.2	18/8/2011 3:51	57.5	19/8/2011 5:01	58.6	20/8/2011 6:11	68.0	21/8/2011 7:21	61.8	23/8/2011 0:31	61.2
17/8/2011 2:46	56.3	18/8/2011 3:56	56.4	19/8/2011 5:06	59.1	20/8/2011 6:16	60.9	21/8/2011 7:26	60.0	23/8/2011 0:36	60.5
17/8/2011 2:51	56.5	18/8/2011 4:01	56.5	19/8/2011 5:11	58.7	20/8/2011 6:21	60.2	21/8/2011 7:31	59.9	23/8/2011 0:41	60.2
17/8/2011 2:56	57.4	18/8/2011 4:06	56.8	19/8/2011 5:16	59.2	20/8/2011 6:26	59.9	21/8/2011 7:36	60.2	23/8/2011 0:46	60.4
17/8/2011 3:01	56.2	18/8/2011 4:11	57.0	19/8/2011 5:21	59.1	20/8/2011 6:31	65.4	21/8/2011 7:41	60.3	23/8/2011 0:51	60.0
17/8/2011 3:06	56.0	18/8/2011 4:16	56.6	19/8/2011 5:26	59.6	20/8/2011 6:36	61.8	21/8/2011 7:46	60.5	23/8/2011 0:56	60.2
17/8/2011 3:11	57.0	18/8/2011 4:21	56.8	19/8/2011 5:31	59.1	20/8/2011 6:41	61.5	21/8/2011 7:51	60.4	23/8/2011 1:01	59.5
17/8/2011 3:16	56.3	18/8/2011 4:26	56.2	19/8/2011 5:36	59.9	20/8/2011 6:46	61.2	21/8/2011 7:56	59.7	23/8/2011 1:06	59.6
17/8/2011 3:21	56.9	18/8/2011 4:31	56.5	19/8/2011 5:41	59.8	20/8/2011 6:51	61.5	22/8/2011 0:01	60.3	23/8/2011 1:11	59.1
17/8/2011 3:26	56.7	18/8/2011 4:36	56.4	19/8/2011 5:46	59.2	20/8/2011 6:56	61.6	22/8/2011 0:06	59.4	23/8/2011 1:16	58.9
17/8/2011 3:31	56.6	18/8/2011 4:41	55.8	19/8/2011 5:51	60.0	20/8/2011 7:01	60.5	22/8/2011 0:11	59.4	23/8/2011 1:21	59.1
17/8/2011 3:36	56.4	18/8/2011 4:46	56.9	19/8/2011 5:56	59.9	20/8/2011 7:06	61.1	22/8/2011 0:16	59.6	23/8/2011 1:26	59.5
17/8/2011 3:41	58.7	18/8/2011 4:51	56.0	19/8/2011 6:01	60.8	20/8/2011 7:11	61.0	22/8/2011 0:21	59.8	23/8/2011 1:31	59.1
17/8/2011 3:46	56.9	18/8/2011 4:56	56.7	19/8/2011 6:06	66.6	20/8/2011 7:16	60.6	22/8/2011 0:26	59.8	23/8/2011 1:36	58.9
17/8/2011 3:51	56.6	18/8/2011 5:01	55.7	19/8/2011 6:11	60.8	20/8/2011 7:21	60.9	22/8/2011 0:31	59.3	23/8/2011 1:41	58.9
17/8/2011 3:56	56.2	18/8/2011 5:06	56.8	19/8/2011 6:16	60.3	20/8/2011 7:26	60.8	22/8/2011 0:36	58.3	23/8/2011 1:46	58.6
17/8/2011 4:01	56.3	18/8/2011 5:11	57.4	19/8/2011 6:21	61.7	20/8/2011 7:31	61.2	22/8/2011 0:41	59.0	23/8/2011 1:51	58.3
17/8/2011 4:06	56.4	18/8/2011 5:16	57.6	19/8/2011 6:26	61.2	20/8/2011 7:36	61.0	22/8/2011 0:46	58.8	23/8/2011 1:56	58.0
17/8/2011 4:11	55.9	18/8/2011 5:21	57.3	19/8/2011 6:31	62.5	20/8/2011 7:41	60.6	22/8/2011 0:51	58.4	23/8/2011 2:01	58.4
17/8/2011 4:16	56.6	18/8/2011 5:26	58.2	19/8/2011 6:36	61.6	20/8/2011 7:46	61.2	22/8/2011 0:56	57.9	23/8/2011 2:06	58.7
17/8/2011 4:21	56.0	18/8/2011 5:31	57.1	19/8/2011 6:41	61.9	20/8/2011 7:51	61.9	22/8/2011 1:01	58.1	23/8/2011 2:11	

Real-time Noise Data RTN2 (Oil Street Community Liaison Centre)

23/8/2011 5:31	58.7	24/8/2011 6:41	61.4	25/8/2011 23:51	61.6	27/8/2011 1:01	59.8
23/8/2011 5:36	59.2	24/8/2011 6:46	61.8	25/8/2011 23:56	60.9	27/8/2011 1:06	60.0
23/8/2011 5:41	59.4	24/8/2011 6:51	61.8	26/8/2011 0:01	62.2	27/8/2011 1:11	60.1
23/8/2011 5:46	59.2	24/8/2011 6:56	61.3	26/8/2011 0:06	61.7	27/8/2011 1:16	60.8
23/8/2011 5:51	59.4	24/8/2011 23:01	61.8	26/8/2011 0:11	61.0	27/8/2011 1:21	61.4
23/8/2011 5:56	59.6	24/8/2011 23:06	62.1	26/8/2011 0:16	60.5	27/8/2011 1:26	60.6
23/8/2011 6:01	60.1	24/8/2011 23:11	62.9	26/8/2011 0:21	61.7	27/8/2011 1:31	60.2
23/8/2011 6:06	63.4	24/8/2011 23:16	61.8	26/8/2011 0:26	61.3	27/8/2011 1:36	59.6
23/8/2011 6:11	60.3	24/8/2011 23:21	61.1	26/8/2011 0:31	61.3	27/8/2011 1:41	59.7
23/8/2011 6:16	63.2	24/8/2011 23:26	61.2	26/8/2011 0:36	60.2	27/8/2011 1:46	59.2
23/8/2011 6:21	62.8	24/8/2011 23:31	61.6	26/8/2011 0:41	59.9	27/8/2011 1:51	59.1
23/8/2011 6:26	63.4	24/8/2011 23:36	61.3	26/8/2011 0:46	59.6	27/8/2011 1:56	58.8
23/8/2011 6:31	63.9	24/8/2011 23:41	61.3	26/8/2011 0:51	60.1	27/8/2011 2:01	58.7
23/8/2011 6:36	65.4	24/8/2011 23:46	61.3	26/8/2011 0:56	59.5	27/8/2011 2:06	58.5
23/8/2011 6:41	62.7	24/8/2011 23:51	61.0	26/8/2011 1:01	59.6	27/8/2011 2:11	59.1
23/8/2011 6:46	62.2	24/8/2011 23:56	61.2	26/8/2011 1:06	59.2	27/8/2011 2:16	58.7
23/8/2011 6:51	64.0	25/8/2011 0:01	61.1	26/8/2011 1:11	59.4	27/8/2011 2:21	58.8
23/8/2011 6:56	65.0	25/8/2011 0:06	60.8	26/8/2011 1:16	59.8	27/8/2011 2:26	57.9
23/8/2011 23:01	60.7	25/8/2011 0:11	60.4	26/8/2011 1:21	59.4	27/8/2011 2:31	59.0
23/8/2011 23:06	60.9	25/8/2011 0:16	60.2	26/8/2011 1:26	58.5	27/8/2011 2:36	58.3
23/8/2011 23:11	61.6	25/8/2011 0:21	60.2	26/8/2011 1:31	58.8	27/8/2011 2:41	59.6
23/8/2011 23:16	60.5	25/8/2011 0:26	61.1	26/8/2011 1:36	59.4	27/8/2011 2:46	58.1
23/8/2011 23:21	60.4	25/8/2011 0:31	59.7	26/8/2011 1:41	58.5	27/8/2011 2:51	59.4
23/8/2011 23:26	59.9	25/8/2011 0:36	59.0	26/8/2011 1:46	58.4	27/8/2011 2:56	58.9
23/8/2011 23:31	60.1	25/8/2011 0:41	59.8	26/8/2011 1:51	59.0	27/8/2011 3:01	60.2
23/8/2011 23:36	59.2	25/8/2011 0:46	59.7	26/8/2011 1:56	58.5	27/8/2011 3:06	57.9
23/8/2011 23:41	59.6	25/8/2011 0:51	58.9	26/8/2011 2:01	58.0	27/8/2011 3:11	58.3
23/8/2011 23:46	60.2	25/8/2011 0:56	59.1	26/8/2011 2:06	58.3	27/8/2011 3:16	58.0
23/8/2011 23:51	60.1	25/8/2011 1:01	59.1	26/8/2011 2:11	57.7	27/8/2011 3:21	57.5
23/8/2011 23:56	59.8	25/8/2011 1:06	59.1	26/8/2011 2:16	58.0	27/8/2011 3:26	57.8
24/8/2011 0:01	60.1	25/8/2011 1:11	58.7	26/8/2011 2:21	58.0	27/8/2011 3:31	57.9
24/8/2011 0:06	59.8	25/8/2011 1:16	58.7	26/8/2011 2:26	58.2	27/8/2011 3:36	57.7
24/8/2011 0:11	59.8	25/8/2011 1:21	58.4	26/8/2011 2:31	57.3	27/8/2011 3:41	58.4
24/8/2011 0:16	59.7	25/8/2011 1:26	59.4	26/8/2011 2:36	57.3	27/8/2011 3:46	57.2
24/8/2011 0:21	59.8	25/8/2011 1:31	58.9	26/8/2011 2:41	57.5	27/8/2011 3:51	57.2
24/8/2011 0:26	59.9	25/8/2011 1:36	59.0	26/8/2011 2:46	57.7	27/8/2011 3:56	57.9
24/8/2011 0:31	59.6	25/8/2011 1:41	58.4	26/8/2011 2:51	57.3	27/8/2011 4:01	57.8
24/8/2011 0:36	59.5	25/8/2011 1:46	58.7	26/8/2011 2:56	56.9	27/8/2011 4:06	58.3
24/8/2011 0:41	58.7	25/8/2011 1:51	58.8	26/8/2011 3:01	57.4	27/8/2011 4:11	57.7
24/8/2011 0:46	59.0	25/8/2011 1:56	58.2	26/8/2011 3:06	56.9	27/8/2011 4:16	57.6
24/8/2011 0:51	58.4	25/8/2011 2:01	58.7	26/8/2011 3:11	58.0	27/8/2011 4:21	58.0
24/8/2011 0:56	58.6	25/8/2011 2:06	58.9	26/8/2011 3:16	58.2	27/8/2011 4:26	57.2
24/8/2011 1:01	58.9	25/8/2011 2:11	58.6	26/8/2011 3:21	56.1	27/8/2011 4:31	57.3
24/8/2011 1:06	58.7	25/8/2011 2:16	57.4	26/8/2011 3:26	57.6	27/8/2011 4:36	57.4
24/8/2011 1:11	59.8	25/8/2011 2:21	57.3	26/8/2011 3:31	57.0	27/8/2011 4:41	56.7
24/8/2011 1:16	59.3	25/8/2011 2:26	57.8	26/8/2011 3:36	56.9	27/8/2011 4:46	56.8
24/8/2011 1:21	57.8	25/8/2011 2:31	57.3	26/8/2011 3:41	57.4	27/8/2011 4:51	57.4
24/8/2011 1:26	58.0	25/8/2011 2:36	57.3	26/8/2011 3:46	58.3	27/8/2011 4:56	58.1
24/8/2011 1:31	58.5	25/8/2011 2:41	57.0	26/8/2011 3:51	57.6	27/8/2011 5:01	58.2
24/8/2011 1:36	57.7	25/8/2011 2:46	58.0	26/8/2011 3:56	57.2	27/8/2011 5:06	59.6
24/8/2011 1:41	57.4	25/8/2011 2:51	57.2	26/8/2011 4:01	56.5	27/8/2011 5:11	58.8
24/8/2011 1:46	57.8	25/8/2011 2:56	58.2	26/8/2011 4:06	58.7	27/8/2011 5:16	58.1
24/8/2011 1:51	56.9	25/8/2011 3:01	58.2	26/8/2011 4:11	56.6	27/8/2011 5:21	58.1
24/8/2011 1:56	57.2	25/8/2011 3:06	57.4	26/8/2011 4:16	56.9	27/8/2011 5:26	58.2
24/8/2011 2:01	57.2	25/8/2011 3:11	56.5	26/8/2011 4:21	56.9	27/8/2011 5:31	57.4
24/8/2011 2:06	57.2	25/8/2011 3:16	57.6	26/8/2011 4:26	57.3	27/8/2011 5:36	58.6
24/8/2011 2:11	55.7	25/8/2011 3:21	57.0	26/8/2011 4:31	57.0	27/8/2011 5:41	58.5
24/8/2011 2:16	56.3	25/8/2011 3:26	57.5	26/8/2011 4:36	56.7	27/8/2011 5:46	58.9
24/8/2011 2:21	56.5	25/8/2011 3:31	58.4	26/8/2011 4:41	57.1	27/8/2011 5:51	58.3
24/8/2011 2:26	56.1	25/8/2011 3:36	57.6	26/8/2011 4:46	56.2	27/8/2011 5:56	59.2
24/8/2011 2:31	56.4	25/8/2011 3:41	57.1	26/8/2011 4:51	56.6	27/8/2011 6:01	59.7
24/8/2011 2:36	56.8	25/8/2011 3:46	56.9	26/8/2011 4:56	57.8	27/8/2011 6:06	58.8
24/8/2011 2:41	56.6	25/8/2011 3:51	57.9	26/8/2011 5:01	56.9	27/8/2011 6:11	60.7
24/8/2011 2:46	55.7	25/8/2011 3:56	57.1	26/8/2011 5:06	56.6	27/8/2011 6:16	59.3
24/8/2011 2:51	56.4	25/8/2011 4:01	56.1	26/8/2011 5:11	57.6	27/8/2011 6:21	61.0
24/8/2011 2:56	55.7	25/8/2011 4:06	57.1	26/8/2011 5:16	56.8	27/8/2011 6:26	60.2
24/8/2011 3:01	55.2	25/8/2011 4:11	56.8	26/8/2011 5:21	57.1	27/8/2011 6:31	61.5
24/8/2011 3:06	55.9	25/8/2011 4:16	56.9	26/8/2011 5:26	57.3	27/8/2011 6:36	60.5
24/8/2011 3:11	55.8	25/8/2011 4:21	56.7	26/8/2011 5:31	57.4	27/8/2011 6:41	61.0
24/8/2011 3:16	55.8	25/8/2011 4:26	56.8	26/8/2011 5:36	58.8	27/8/2011 6:46	60.5
24/8/2011 3:21	55.7	25/8/2011 4:31	57.5	26/8/2011 5:41	59.1	27/8/2011 6:51	61.4
24/8/2011 3:26	56.7	25/8/2011 4:36	57.7	26/8/2011 5:46	57.8	27/8/2011 6:56	61.9
24/8/2011 3:31	55.7	25/8/2011 4:41	57.1	26/8/2011 5:51	58.8	27/8/2011 23:01	61.4
24/8/2011 3:36	54.8	25/8/2011 4:46	58.0	26/8/2011 5:56	59.9	27/8/2011 23:06	61.5
24/8/2011 3:41	56.7	25/8/2011 4:51	57.6	26/8/2011 6:01	58.7	27/8/2011 23:11	61.8
24/8/2011 3:46	55.9	25/8/2011 4:56	65.7	26/8/2011 6:06	59.2	27/8/2011 23:16	61.3
24/8/2011 3:51	56.1	25/8/2011 5:01	57.5	26/8/2011 6:11	59.4	27/8/2011 23:21	61.2
24/8/2011 3:56	55.6	25/8/2011 5:06	58.6	26/8/2011 6:16	60.2	27/8/2011 23:26	61.4
24/8/2011 4:01	56.5	25/8/2011 5:11	57.7	26/8/2011 6:21	60.5	27/8/2011 23:31	61.1
24/8/2011 4:06	55.6	25/8/2011 5:16	59.1	26/8/2011 6:26	60.9	27/8/2011 23:36	62.0
24/8/2011 4:11	56.2	25/8/2011 5:21	60.0	26/8/2011 6:31	61.3	27/8/2011 23:41	61.8
24/8/2011 4:16	54.6	25/8/2011 5:26	58.7	26/8/2011 6:36	60.9	27/8/2011 23:46	60.9
24/8/2011 4:21	56.0	25/8/2011 5:31	59.8	26/8/2011 6:41	61.2	27/8/2011 23:51	61.6
24/8/2011 4:26	55.4	25/8/2011 5:36	59.7	26/8/2011 6:46	62.0	27/8/2011 23:56	61.1
24/8/2011 4:31	55.8	25/8/2011 5:41	58.6	26/8/2011 6:51	62.4		
24/8/2011 4:36	55.8	25/8/2011 5:46	59.1	26/8/2011 6:56	62.5		
24/8/2011 4:41	57.4	25/8/2011 5:51	60.0	26/8/2011 23:01	61.2		
24/8/2011 4:46	56.9	25/8/2011 5:56	58.1	26/8/2011 23:06	60.8		
24/8/2011 4:51	57.9	25/8/2011 6:01	60.3	26/8/2011 23:11	61.7		
24/8/2011 4:56	57.6	25/8/2011 6:06	59.4	26/8/2011 23:16	61.6		
24/8/2011 5:01	56.5	25/8/2011 6:11	59.8	26/8/2011 23:21	62.4		
24/8/2011 5:06	56.7	25/8/2011 6:16	59.5	26/8/2011 23:26	61.5		
24/8/2011 5:11	56.1	25/8/2011 6:21	60.5	26/8/2011 23:31	60.9		
24/8/2011 5:16	57.1	25/8/2011 6:26	60.9	26/8/2011 23:36	61.4		
24/8/2011 5:21	56.9	25/8/2011 6:31	60.6	26/8/2011 23:41	62.1		
24/8/2011 5:26	57.2	25/8/2011 6:36	65.9	26/8/2011 23:46	60.6		
24/8/2011 5:31	57.9	25/8/2011 6:41	63.8	26/8/2011 23:51	61.2		
24/8/2011 5:36	57.9	25/8/2011 6:46	68.3	26/8/2011 23:56	61.2		
24/8/2011 5:41	59.4	25/8/2011 6:51	61.9	27/8/2011 0:01	61.2		
24/8/2011 5:46	58.1	25/8/2011 6:56	63.2	27/8/2011 0:06	61.6		
24/8/2011 5:51	57.8	25/8/2011 23:01	62.1	27/8/2011 0:11	60.9		
24/8/2011 5:56	59.2	25/8/2011 23:06	61.3	27/8/2011 0:16	61.7		
24/8/2011 6:01	59.3	25/8/2011 23:11	61.4	27/8/2011 0:21	61.1		
24/8/2011 6:06	59.9	25/8/2011 23:16	61.5	27/8/2011 0:26	61.0		
24/8/2011 6:11	59.9	25/8/2011 23:21	62.2	27/8/2011 0:31	60.8		
24/8/2011 6:16	65.5	25/8/2011 23:26	61.6	27/8/2011 0:36	61.4		
24/8/2011 6:21	61.5	25/8/2011 23:31	61.0	27/8/2011 0:41	61.2		
24/8/2011 6:26	62.9	25/8/2011 23:36	61.3	27/8/2011 0:46	59.9		
24/8/2011 6:31	61.0	25/8/2011 23:41	61.8	27/8/2011 0:51	59		

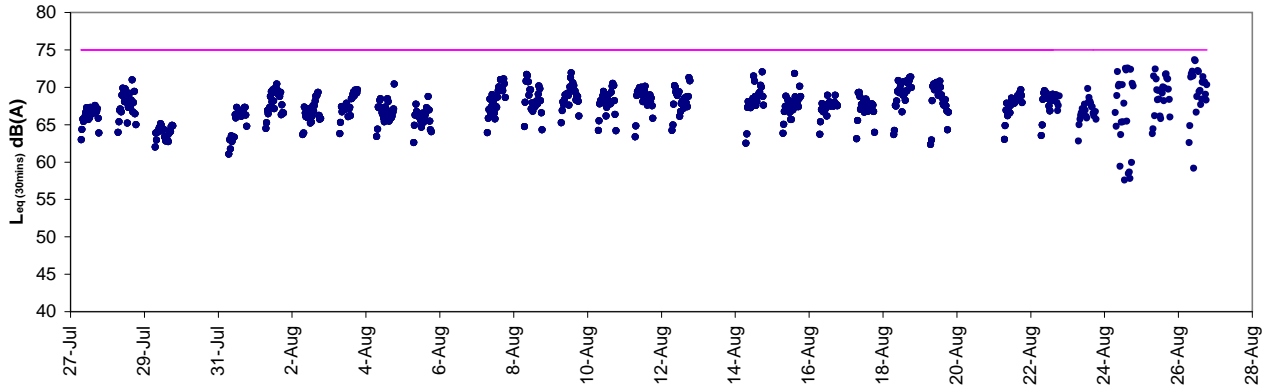
Graphic Presentation of Real Time Noise Monitoring Result (Food and Environmental Hygiene Department Depot)



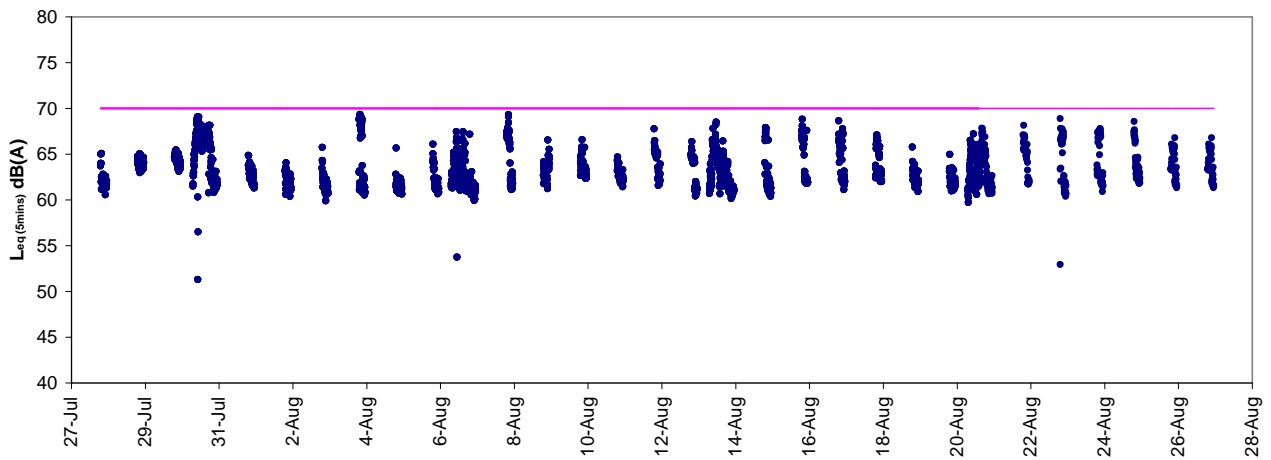


Graphic Presentation of Real Time Noise Monitoring Result (Oil Street Community Liaison Centre)

Day Time (0700 -1900 hrs on normal weekdays)



Restricted hours on normal weekdays and 0700 - 2300 hrs on public holidays)



Night Time (2300 - 0700hrs)

